

## D2: OPTIMIZATION

### Contents

Schedules	iii
Notation	iii
Index	iv
<b>1 Preliminaries</b>	<b>1</b>
1.1 Optimization under constraints . . . . .	1
1.2 Representation of constraints . . . . .	1
1.3 Geometry of linear programming . . . . .	2
1.4 Extreme points and optimality . . . . .	3
1.5 *Efficiency of algorithms* . . . . .	4
<b>2 The Solution of LP Problems</b>	<b>5</b>
2.1 Basic solutions . . . . .	5
2.2 Primal-dual relationships . . . . .	6
<b>3 The Simplex Method</b>	<b>10</b>
3.1 Preview of the simplex algorithm . . . . .	10
3.2 The simplex algorithm . . . . .	12
<b>4 The Simplex Tableau</b>	<b>14</b>
4.1 Choice of pivot column . . . . .	14
4.2 Initialization: the two-phase method . . . . .	15
4.3 Sensitivity: shadow prices . . . . .	17
<b>5 Lagrangian Methods</b>	<b>19</b>
5.1 The Lagrangian . . . . .	19
5.2 The Lagrangian sufficiency theorem . . . . .	20
5.3 Strategy to solve problems with the Lagrangian sufficiency theorem . . . . .	21
5.4 Example: use of the Lagrangian sufficiency theorem . . . . .	21
<b>6 The Lagrangian Dual</b>	<b>23</b>
6.1 Example: further use of the Lagrangian sufficiency theorem . . . . .	23
6.2 The Lagrangian dual problem . . . . .	24
6.3 The dual problem for LP . . . . .	25
6.4 The weak duality theorem in the case of LP . . . . .	26
<b>7 Shadow Prices and Lagrangian Necessity</b>	<b>27</b>
7.1 Sufficient conditions for optimality . . . . .	27
7.2 Shadow prices . . . . .	27
7.3 Lagrangian necessity . . . . .	29
7.4 Convexity of the feasible set in the case of LP . . . . .	30

<b>8</b>	<b>Algebra of Linear Programming</b>	<b>31</b>
8.1	Basic feasible solutions and extreme points . . . . .	31
8.2	Algebra of the simplex method . . . . .	34
<b>9</b>	<b>Two Person Zero-Sum Games</b>	<b>36</b>
9.1	Games with a saddle-point . . . . .	36
9.2	Example: Two-finger Morra, a game without a saddle-point . . . . .	37
9.3	Determination of an optimal strategy . . . . .	37
9.4	Example: Colonel Blotto . . . . .	39
<b>10</b>	<b>Maximal Flow in a Network</b>	<b>40</b>
10.1	Max-flow/min-cut theory . . . . .	40
10.2	Ford-Fulkerson algorithm . . . . .	42
10.3	Minimal cost circulations . . . . .	43
<b>11</b>	<b>Minimum Cost Circulation Problems</b>	<b>44</b>
11.1	Sufficient conditions for a minimal cost circulation . . . . .	44
11.2	Max-flow as a minimum cost circulation problem . . . . .	45
11.3	The transportation problem . . . . .	46
<b>12</b>	<b>Transportation and Transshipment Problems</b>	<b>48</b>
12.1	The transportation algorithm . . . . .	48
12.2	*Simplex-on-a-graph* . . . . .	51
12.3	Example: optimal power generation and distribution . . . . .	52

## Books

Bazaraa, M., Jarvis, J. and Sherali, H. *Linear Programming and Network Flows*, second edition, 1990, Wiley.

Luenberger, D. *Introduction to Linear and Non-Linear Programming*, second edition, 1984, Addison-Wesley.

BJS is a paperback and full of lots of examples and reasonably comprehensive discussions of the history, recent results, etc. It is a little heavy-handed about some of the theory. Luenberger is nicer on the theory, but may be harder going.

## Notes, examples sheet and overheads

An up-to-date postscript copy of these notes, the examples sheet and any overhead slides used in lectures can be downloaded from the WWW site: <http://www.statslab.cam.ac.uk/~rrw1/opt/index.html>.

## Acknowledgement

The original version of these notes were written by Colin Sparrow in 1994.

## Schedules

General formulation of constrained problems; the Lagrangian sufficiency theorem. Interpretation of Lagrange multipliers as shadow prices. Examples.

Convexity of feasible region; sufficiency of extreme points. Standardization of problems, slack variables, equivalence of extreme points and basic solutions. The primal simplex algorithm, artificial variables, the two phase method. Practical use of the algorithm; the tableau. Examples. The dual linear problem, duality theorem in a standard case, complementary slackness, dual variables and their interpretation as shadow prices. Relationship of the primal simplex algorithm to dual problem. Two person zero-sum games.

The Ford-Fulkerson algorithm and the max-flow min-cut theorems in the rational case. Network flows with costs, the transportation algorithm, relationship of dual variables with nodes. Examples. Conditions for optimality in more general networks; \*the simplex-on-a-graph algorithm\*.

\*Efficiency of algorithms\*. The formulation of simple practical and combinatorial problems as linear programming or network problems.

## Notation

$n, m$	numbers of decision variables and functional constraints
$x$	decision variable in a primal problem, $x \in \mathbb{R}^n$
$\lambda$	decision variable in the dual problem, $\lambda \in \mathbb{R}^m$
$f(x)$	objective function in a primal problem
$x \in X$	regional constraints, $X \subseteq \mathbb{R}^n$
$g(x) \leq b, g(x) = b$	functional constraints, $g : \mathbb{R}^n \rightarrow \mathbb{R}^m$
$z$	slack variable, $z \in \mathbb{R}^m$
$Ax \leq b, Ax + z = b$	linear constraints
$c^T x$	linear objective function
$L(x, \lambda)$	Lagrangian, $L(x, \lambda) = f(x) - \lambda^T(g(x) - b)$
$\lambda \in Y$	$Y = \{\lambda : \min_{x \in X} L(x, \lambda) > -\infty\}$ .
$B, N$	sets of indices of basic and non-basic components of $x$ .
$A, p, q$	pay-off matrix and decision variables in a matrix game
$x_{ij}$	flow on arc $(i, j)$
$v, C(S, \bar{S})$	value of a flow, value of cut $(S, \bar{S})$
$c_{ij}^-, c_{ij}^+$	minimum/maximum allowed flows on arc $(i, j)$
$d_{ij}$	costs per unit flow on arc $(i, j)$
$s_i, d_j$	source and demands amounts in transportation problem
$\lambda_i, \mu_j$	node numbers in transportation algorithm

# Index

- anti-symmetric matrix, 39
- artificial variables, 15
- basic feasible solution, 6
- basic solution, 6
- basic, 6
- basis, 6
- capacity, 40
- choice of pivot column, 14
- circulation problem, minimal cost, 43
- circulation, 43
- closed, 43
- complementary slackness, 7, 20
- computational complexity, 4
- convex function, 3
- convex set, 2
- cut, 40
- dual feasibility, 20
- dual problem, 25
- extreme point, 3
- feasible circulation, 43
- feasible set, 1
- Ford-Fulkerson algorithm, 42
- functional constraints, 1
- integer linear programming (ILP), 4
- Lagrange multipliers, 19
- Lagrangian dual problem, 24
- Lagrangian sufficiency theorem, 20
- Lagrangian, 19
- linear programming (LP), 2
- max-flow/min-cut, 40
- minimal cost circulation, 43
- mixed strategy, 37
- node numbers, 44
- non-basic, 6
- non-degeneracy assumptions, 32
- non-degenerate, 6
- pay-off matrix, 36
- pivoting, 13
- potentials, 44
- primal problem, 25
- primal/dual theory, 6
- regional constraints, 1
- revised simplex algorithm, 35
- saddle-point, 36
- shadow prices, 18, 27
- simplex algorithm, 12
- simplex tableau, 12
- simplex-on-a-graph algorithm, 51
- slack variable, 1
- spanning tree, 48
- surplus variables, 15
- tableau, 12
- tension, 44
- tight, 7
- transportation algorithm, 48
- transportation problem, 46
- tree, 48
- two person zero-sum games, 36
- two-phase method, 15
- value of the game, 38
- value of the flow, 40
- weak duality, 26

# 1 Preliminaries

## 1.1 Optimization under constraints

The general problem we study in this course takes the form

$$\begin{aligned} & \text{maximize} && f(x) \\ & \text{subject to} && x \in X \\ & && g(x) = b \end{aligned}$$

where

$$\begin{aligned} x & \in \mathbb{R}^n && (n \text{ decision variables}) \\ f : \mathbb{R}^n & \rightarrow \mathbb{R} && (\text{objective function}) \\ X & \subseteq \mathbb{R}^n && (\text{regional constraints}) \\ g : \mathbb{R}^n & \rightarrow \mathbb{R}^m && (m \text{ functional equations}) \\ b & \subseteq \mathbb{R}^m && \end{aligned}$$

Note that minimizing  $f(x)$  is the same as maximizing  $-f(x)$ . In lectures we will discuss various examples of constrained optimization problems. We will also talk briefly about the way in which our methods are applied to real-world problems.

## 1.2 Representation of constraints

### Slack variables

Sometimes we shall let the constraint be  $g(x) \leq b$ . This form of constraint can be turned into an equality constraint by the addition of a **slack variable**  $z$ . We write

$$g(x) + z = b, \quad z \geq 0.$$

It will frequently be mathematically useful to turn all our constraints into equalities.

### Regional and functional constraints

There is freedom in choosing how to divide the constraints between **regional constraints** of the form

$$x \in X$$

and **functional constraints** of the form

$$g(x) = b.$$

Together, these define the **feasible set** for  $x$ . Typically, ‘obvious’ constraints like  $x \geq 0$  are catered for by defining  $X$  in an appropriate way and more complicated constraints, that may change from instance to instance of the problem, are expressed by functional constraints  $g(x) = b$  or  $g(x) \leq b$ .

Sometimes the choice is made for mathematical convenience. Methods of solution typically treat region and functional constraints differently.

### 1.3 Geometry of linear programming

Consider the two problems P and D.

$$\begin{aligned} \text{P: maximize } & x_1 + x_2 \\ \text{subject to } & x_1 + 2x_2 \leq 6 \\ & x_1 - x_2 \leq 3 \\ & x_1, x_2 \geq 0 \end{aligned}$$

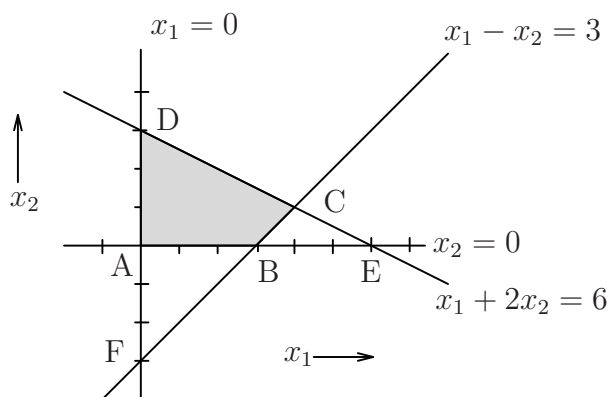
$$\begin{aligned} \text{D: minimize } & 6\lambda_1 + 3\lambda_2 \\ \text{subject to } & \lambda_1 + \lambda_2 \geq 1 \\ & 2\lambda_1 - \lambda_2 \geq 1 \\ & \lambda_1, \lambda_2 \geq 0 \end{aligned}$$

These are completely linear problems – the objective function and all constraints are linear. The two problems are related, as we shall see. Note that in matrix/vector notation we can write

$$\text{P: maximize } c^T x \quad \text{s.t. } Ax \leq b, x \geq 0,$$

$$\text{D: minimize } \lambda^T b \quad \text{s.t. } A^T \lambda \geq c, \lambda \geq 0.$$

Concentrate on problem P for the moment. The shaded region is the feasible set defined by the constraints for P.

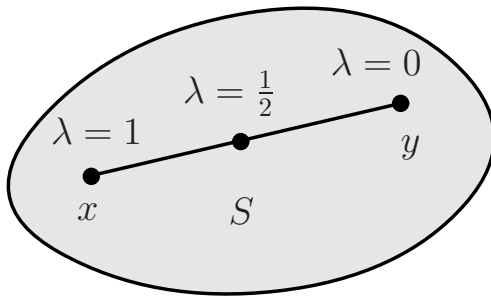


We now state some definitions and theorems that are at the heart of the theory of **linear programming** (LP) problems. The theorems are more or less obvious for our example. They will be proved in future lectures.

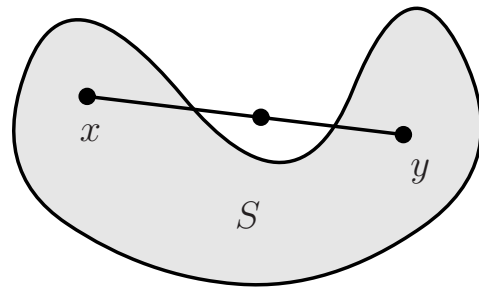
**Definition 1.1** A set  $S \subseteq \mathbb{R}^n$  is a **convex set** if  $x, y \in S \implies \lambda x + (1 - \lambda)y \in S$  for all  $x, y \in S$  and  $0 \leq \lambda \leq 1$ .

In other words, the line segment joining  $x$  and  $y$  lies in  $S$ .

**Theorem 1.1** The feasible set of a LP problem is convex.



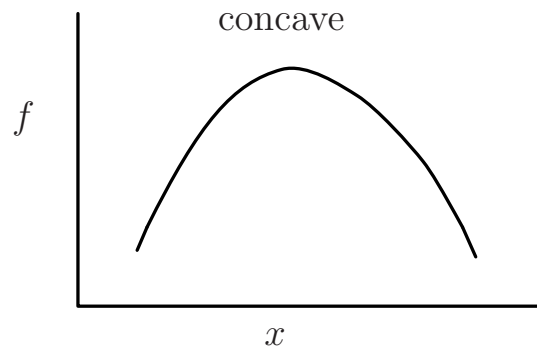
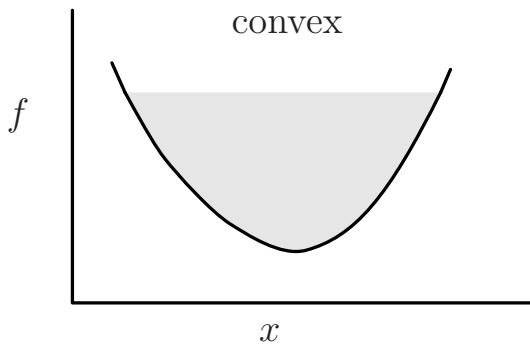
convex



not convex

For functions defined on convex sets we make the following definition.

**Definition 1.2** A function  $f : S \rightarrow \mathbb{R}$  is a **convex function** if the set above its graph is convex. Equivalently,  $\lambda f(x) + (1 - \lambda)f(y) \geq f(\lambda x + (1 - \lambda)y)$ , for all  $0 \leq \lambda \leq 1$ .



For general  $S$  and  $f$  there may be local minima (maxima) of  $f$  over  $S$  which are not global minima (maxima). However, if  $S$  is a convex set and  $f$  is a convex (concave) function then you can be sure that any local minimum (maximum) of  $f$  is also a global minimum (maximum). Note that a linear function is both convex and concave, and so all local optima of a linear objective function are also global optima.

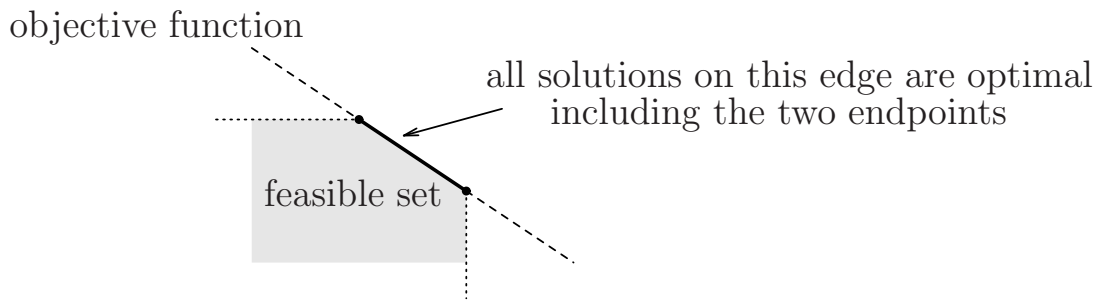
#### 1.4 Extreme points and optimality

Notice that for problem P the optimum occurs (regardless of what the linear objective function is) at a ‘corner’ of the feasible set. (In our case at C.)

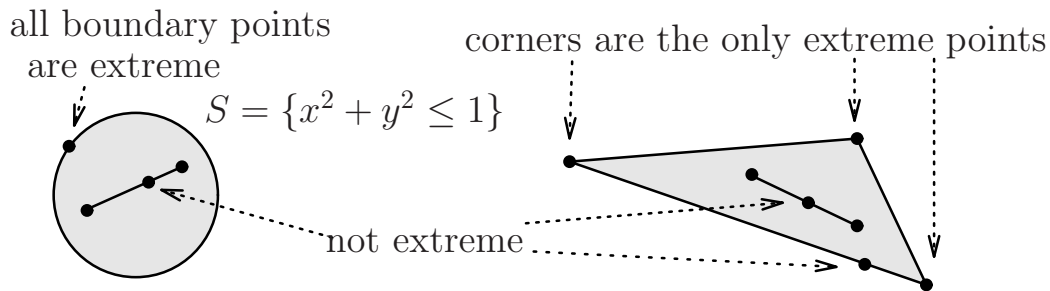
There may be optima elsewhere on the edge if the objective function is parallel to an edge, but there is always still an optimum at a ‘corner’. This motivates the following definition.

**Definition 1.3** We say  $x$  is an **extreme point** of a convex set  $S$  if whenever  $x = \lambda y + (1 - \lambda)z$ , for  $y, z \in S$ ,  $0 < \lambda < 1$ , then  $x = y = z$ .

That is,  $x$  is not in the interior of any line segment.



Examples of extreme points of two convex sets



**Theorem 1.2** *If an LP has a finite optimum it has an optimum at an extreme point of the feasible set.*

For LP problems the feasible set will always have a finite number of extreme points (vertices). The feasible set is ‘polyhedral’, though it may be bounded or unbounded. This suggests the following algorithm for solving LPs.

**Algorithm:**

1. Find all the vertices of the feasible set.
2. Pick the best one.

This will work, but there may be very many vertices. In fact, for  $Ax \leq b, x \geq 0$ , there can be  $\binom{n+m}{m}$  vertices. So if  $m = n$ , say, then the number of vertices is of order  $(2n)^n$ , which increases exponentially in  $n$ . This is **not** a good algorithm!

### 1.5 \*Efficiency of algorithms\*

There is an important distinction between those algorithms whose running times (in the worst cases) are exponential functions of ‘problem size’, e.g.,  $(2n)^n$ , and those algorithms whose running times are polynomial functions of problem size, e.g.,  $n^k$ . For example, the problem of finding the smallest number in a list of  $n$  numbers is solvable in polynomial-time  $n$  by simply scanning the numbers. There is a beautiful theory concerning the **computational complexity** of algorithms and one of its main messages is that problems solvable in polynomial-time are the ‘easy’ ones.

In fact, there exists a polynomial-time algorithm for general LP problems, but this was not known until 1981. In contrast, no polynomial-time algorithm is known for general **integer LP**, in which  $x$  is restricted to be integer-valued. ILP includes important problems such as bin packing, job-shop scheduling, traveling salesman and many other essentially equivalent problems of a combinatorial nature.



## 2 The Solution of LP Problems

### 2.1 Basic solutions

Returning to P. We need a more algebraic (less geometric) characterisation of extreme points. Let us rewrite P with equality constraints, using slack variables.

$$\begin{aligned} \text{P: maximize} \quad & x_1 + x_2 \\ \text{subject to} \quad & x_1 + 2x_2 + z_1 = 6 \\ & x_1 - x_2 + z_2 = 3 \\ & x_1, x_2, z_1, z_2 \geq 0 \end{aligned}$$

Let us calculate the value of the variables at each of the 6 points marked A–F in our picture of the feasible set for P. The values are:

	$x_1$	$x_2$	$z_1$	$z_2$	$f$
A	0	0	6	3	0
B	3	0	3	0	3
C	4	1	0	0	5
D	0	3	0	6	3
E	6	0	0	−3	6
F	0	−3	12	0	−3

At each point there are two zero and two non-zero variables. This is not surprising.

Geometrically: The 4 lines defining the feasible set can be written  $x_1 = 0$ ;  $x_2 = 0$ ;  $z_1 = 0$ ;  $z_2 = 0$ . At the intersection of each pair of lines, two variables are zero.

Algebraically: Constraints  $Ax + z = b$  are 2 equations in 4 unknowns. If we choose 2 variables (which can be done in  $\binom{4}{2} = 6$  ways) and set them equal to zero we will be left with two equations in the other two variables. So (provided  $A$  and  $b$  are ‘nice’) there will be a unique solution for the two non-zero variables.

Instead of calling the slack variables  $z_1$  and  $z_2$ , let us call them  $x_3$  and  $x_4$  so that we can write P as

$$\begin{aligned} \text{P: maximize} \quad & x_1 + x_2 \\ \text{subject to} \quad & Ax = b \\ & x \geq 0 \end{aligned}$$

Note we have to extend  $A$  to  $\begin{pmatrix} 1 & 2 & 1 & 0 \\ 1 & -1 & 0 & 1 \end{pmatrix}$  and  $x$  to  $\begin{pmatrix} x_1 \\ x_2 \\ x_3 \\ x_4 \end{pmatrix}$ . In this version

of P,  $A$  is  $(m \times n)$  with  $n > m$  and there are  $m$  equations in  $n > m$  unknowns. We can therefore choose  $(n - m)$  variables in  $\binom{n}{m}$  ways. Set them to zero. There will be a unique solution to  $Ax = b$  for the remaining  $m$  variables (provided  $A$  and  $b$  are ‘nice’).

**Definition 2.1** A **basic solution** to  $Ax = b$  is a solution with at least  $n - m$  zero variables. The solution is a **non-degenerate basic solution** if exactly  $n - m$  variables are zero. The choice of the  $m$  non-zero variables is called the **basis**. Variables in the basis are called **basic**; the others are called **non-basic**.

**Definition 2.2** If a basic solution satisfies  $x \geq 0$  then it is called a **basic feasible solution**.

So A–F are basic solutions (and non-degenerate) and A–D are basic feasible solutions.

**Theorem 2.1** Basic feasible solutions  $\equiv$  extreme points of the feasible set.

Taking Theorems 1.2 and 2.1 together,

**Theorem 2.2** If an LP has a finite solution then there is an optimal basic feasible solution.

So we can do algebra instead of drawing a picture (which is good for computer and good for us if there are many variables and constraints.) Our previous (and foolish) algorithm can be restated:

**Algorithm:**

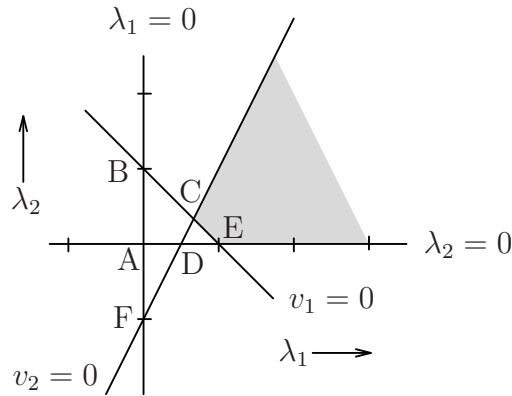
1. Find all the basic solutions.
2. Test to see which are feasible.
3. Choose the best basic feasible solution.

Unfortunately it is not usually easy to know which basic solutions will turn out to be feasible before calculating them. Hence, even though there are often considerably fewer basic feasible solutions we will still need to calculate all  $\binom{n}{m}$  basic solutions.

## 2.2 Primal-dual relationships

Now let us look at problem D which can be written, after introducing slack variables  $v_1$  and  $v_2$  as

$$\begin{aligned}
 \text{D: minimize} \quad & 6\lambda_1 + 3\lambda_2 \\
 \text{subject to} \quad & \lambda_1 + \lambda_2 - v_1 = 1 \\
 & 2\lambda_1 - \lambda_2 - v_2 = 1 \\
 & \lambda_1, \lambda_2, v_1, v_2 \geq 0
 \end{aligned}$$



The value of the variables, etc., at the points A–F in P (as above) and D are:

	$x_1$	$x_2$	$z_1$	$z_2$	$f$		$v_1$	$v_2$	$\lambda_1$	$\lambda_2$	$f$		
	A	0	0	6	3	0	A	-1	-1	0	0	0	
	B	3	0	3	0	3	B	0	-2	0	1	3	
P:	C	4	1	0	0	5	D:	C	0	0	$\frac{2}{3}$	$\frac{1}{3}$	5
	D	0	3	0	6	3	D	$-\frac{1}{2}$	0	$\frac{1}{2}$	0	3	
	E	6	0	0	-3	6	E	0	1	1	0	6	
	F	0	-3	12	0	-3	F	-2	0	0	-1	-3	

Observe, that for D, as for P above, there are two zero and two non-zero variables at each intersection (basic solution). C and E are feasible for D. The optimum is at C with optimum value 5 (assuming we are minimizing and the other basic solutions are not feasible.)

We make the following observations by comparing lists of basic solutions for P and D. (Greater explanation is given later.)

1. For each solution for P there is a corresponding basic solution for D. [Labels A–F have been chosen so that corresponding solutions have the same labels.] Each pair
  - (a) has the same value of the objective function.
  - (b) satisfies **complementary slackness**, i.e.,  $x_i v_i = 0$ ,  $\lambda_i z_i = 0$ ,
 so for each corresponding pair,

P		D	
variables $x$		constraints	
$x_i$ basic ( $x_i \neq 0$ )	$\iff$	constraint: tight ( $v_i = 0$ )	
$x_i$ non-basic ( $x_i = 0$ )	$\iff$	constraint: slack ( $v_i \neq 0$ )	
constraints		variables $\lambda$	
constraint: tight ( $z_i = 0$ )	$\iff$	$\lambda_i$ basic ( $\lambda_i \neq 0$ )	
constraint: slack ( $z_i \neq 0$ )	$\iff$	$\lambda_i$ non-basic ( $\lambda_i = 0$ )	

(These conditions determine which basic solutions in P and D are paired; the implications go both ways because in this example all basic solutions are non-degenerate.)

2. There is only one pair that is feasible for both P and D, and that solution is C, which is optimal, with value 5, for both.
3. For any  $x$  feasible for P and  $\lambda$  feasible for D we have  $c^\top x \leq b^\top \lambda$  with equality if and only if  $x, \lambda$  are optima for P and D.

This correspondence between P and D is so symmetrical (and pretty) that it feels as though it ought to be obvious why it works. We will do the necessary proofs for most of it later, but be reassured that it is not all obvious. In particular, it is hard to prove that P and D have the same solution. But let us write down the theorems.

Let P (primal) and D (dual) be the LPs

$$\begin{aligned} \text{P: } & \max c^\top x \quad \text{s.t. } Ax \leq b, x \geq 0, \\ \text{D: } & \min b^\top \lambda \quad \text{s.t. } A^\top \lambda \geq c, \lambda \geq 0. \end{aligned}$$

Then

**Theorem 2.3 (weak duality)** *If  $x$  is feasible for P and  $\lambda$  is feasible for D then  $c^\top x \leq b^\top \lambda$ . (In particular, if one problem is feasible then the other is bounded.)*

**Theorem 2.4 (sufficient conditions for optimality)** *If  $x$  is feasible for P and  $\lambda$  is feasible for D, and  $x, \lambda$  satisfy complementary slackness, then  $x$  is optimal for P and  $\lambda$  is optimal for D. Furthermore  $c^\top x = \lambda^\top b$ .*

**Theorem 2.5 (strong duality: necessary conditions for optimality)** *If both P and D are feasible (each has at least one feasible solution), then  $\exists x, \lambda$  satisfying the conditions of Theorem 2.4 above.*

**Remarks.**

1. We will prove Theorems 2.3 and 2.4 in quite a general way. Theorem 2.5 is harder and we will only sketch the general proof.
2. Note that if we write D as

$$\max -b^\top \lambda \quad \text{s.t. } -A^\top \lambda \leq -c, \lambda \geq 0,$$

and now construct the dual of D (in the same way as we obtained D from P), we recover P. For LP problems *the dual of the dual is always the primal*.

3. Theorems 2.3–2.5, and the whole idea of constructing the dual problem, work in quite general convex optimization problems (not just LP problems). We shall see some of this. It is a pretty theory.

4. Why do we care about the dual problem instead of just getting on with the solution of P?
- (a) The statement of optimality conditions in terms of P and D in Theorem 2.4 is powerful and natural.
  - (b) It is sometimes easier to solve D than P (and they have the same solution).
  - (c) For some problems it is natural to consider both P and D together (e.g., two person zero-sum games).
  - (d) The theory is helpful in constructing algorithms. Theorem 2.4 says that for optimality we need three things: primal feasibility, dual feasibility and complementary slackness. Some algorithms start with solutions that are primal feasible and work towards dual feasibility. Others start with dual feasibility. Yet others (in particular network problems) alternately look at the primal and dual variables and move towards feasibility for both at once.



### 3 The Simplex Method

#### 3.1 Preview of the simplex algorithm

Let us look very closely at problem P and see if we can construct an algorithm that behaves as follows.

#### Simplex algorithm

1. Start with a basic feasible solution.
2. Test — is it optimal?
3. If YES — stop.
4. If NO, move to ‘adjacent’ and better b.f.s. Return to 2.

We need to pick a b.f.s. to start. Let us take vertex A.

$$x_1 = x_2 = 0; z_1 = 6, z_2 = 3.$$

[Even for very large problems it is easy to pick a b.f.s. provided the original constraints are  $m$  constraints in  $n$  variables,  $Ax \leq b$  with  $b \geq 0$ . Once we add slack variables  $Ax + z = b$  we have  $n + m$  variables and  $m$  constraints. If we pick  $x = 0, z = b$  this is a b.f.s. More about picking the initial b.f. solutions in other cases later.]

Now we can write problem P as:

$$\begin{array}{rcll} x_i, z_i \geq 0 & & & \\ & x_1 & +2x_2 & +z_1 & = & 6 & (1) \\ & x_1 & - x_2 & & +z_2 & = & 3 & (2) \\ \max & x_1 & + x_2 & & & = & f & (0) \end{array}$$

The peculiar arrangement on the page is deliberate. Now it is obvious that A is not optimal because,

1. At A,  $x_1 = x_2 = 0; z_1 = 6, z_2 = 3$ .
2. From the form of the objective function we see that increasing either  $x_1$  or  $x_2$  will improve the solution.
3. From (1) we see that it is possible to increase  $x_1$  to 6 and decrease  $z_1$  to 0 without violating this equation or making any variable infeasible.
4. From (2) we see that it is possible to increase  $x_1$  to 3 and decrease  $z_2$  to 0 before any variable becomes infeasible.
5. Taking (1) and (2) together, then, we can increase  $x_1$  to 3, decrease  $z_1$  to 3 and decrease  $z_2$  to 0, preserving equality in the two constraints, preserving feasibility and increasing the objective function.

That is, we should move to the b.f.s.

$$x_1 = 3, x_2 = 0, z_1 = 3, z_2 = 0, (f = 3),$$

which is vertex B. Note that one variable ( $x_1$ ) has entered the basis and one ( $z_2$ ) has left; i.e., we have moved to an ‘adjacent’ vertex. Why was this easy to see?

1. The objective function  $f$  was written in terms of the non-basic variables ( $x_1 = x_2 = 0$ ), so it was easy to see that increasing one of them would improve the solution.
2. Each basic variable ( $z_1, z_2$ ) appeared just once in one constraint, so we could consider the effect of increasing  $x_1$  on each basic variable separately when deciding how much we could increase  $x_1$ .

This suggests we try and write the problem so that the conditions above hold at B, our new b.f.s.. We can do this by adding multiples of the second equation to the others (which is obviously allowed as we are only interested in variables satisfying the constraints.)

So P can be written,

$$\begin{array}{rcll} x_i, z_i \geq 0 & & & \\ (1) - (2) & 3x_2 + z_1 - z_2 = 3 & (1)' & \\ (2) & x_1 - x_2 + z_2 = 3 & (2)' & \\ (0) - (2) & 2x_2 - z_2 = f - 3 & (0)' & \end{array}$$

This form of P (equivalent to the original) is what we wanted.

1. The objective function is written in terms of the non-basic variables  $x_2, z_2$ .
2. Basic variables  $x_1, z_1$  each appear just once in one constraint.

The next step is now easy. Remember we are at B:

$$x_1 = 3, x_2 = 0, z_1 = 3, z_2 = 0, (f = 3).$$

1. From the objective function it is obvious that increasing  $x_2$  is good, whereas increasing  $z_2$  would be bad.
2. Equation (1)' shows that we can increase  $x_2$  to 1 and decrease  $z_1$  to 0.
3. Equation (2)' doesn't impose any restriction on how much we can increase  $x_2$  (we just would need to increase  $x_1$  also.)
4. Thus we can increase  $x_2$  to 1, while decreasing  $z_1$  to 0 and increasing  $x_1$  to 4.



So we move to vertex C:

$$x_1 = 4, x_2 = 1, z_1 = 0, z_2 = 0, (f = 5).$$

Now, rewriting the problem again into the desired form for vertex C we obtain

$$\begin{array}{rcl} x_i, z_i \geq 0 & & \\ \frac{1}{3}(1)' & x_2 & +\frac{1}{3}z_1 - \frac{1}{3}z_2 = 1 \\ (2)' + \frac{1}{3}(1)' & x_1 & +\frac{1}{3}z_1 + \frac{2}{3}z_2 = 4 \\ (0)' - \frac{2}{3}(1)' & & -\frac{2}{3}z_1 - \frac{1}{3}z_2 = f - 5 \end{array}$$

Now it is clear that we have reached the optimum since

1. We know  $x_1 = 4, x_2 = 1, z_1 = 0, z_2 = 0$  is feasible.
2. We know that for any feasible  $x, z$  we have  $f = 5 - \frac{2}{3}z_1 - \frac{1}{3}z_2 \leq 5$ . So clearly our solution (with  $z_1 = z_2 = 0$ ) is the best possible.

### 3.2 The simplex algorithm

The procedure just described for problem P can be formalised. Rather than writing out all the equations each time we write just the coefficients in a table known as the **simplex tableau**. To repeat what we have just done, we would write:–

	$x_1$	$x_2$	$z_1$	$z_2$	$a_{i0}$
$z_1$ basic	1	2	1	0	6
$z_2$ basic	1	–1	0	1	3
$a_{0j}$	1	1	0	0	0

If we label the coefficients in the body of the table ( $a_{ij}$ ), the right hand sides of the equations ( $a_{i0}$ ), the coefficients in the expression for the objective function as ( $a_{0j}$ ) and the value of the objective function  $-a_{00}$ , so the tableau contains

$(a_{ij})$	$a_{i0}$
$a_{0j}$	$a_{00}$

The algorithm is

1. **Choose a variable to enter the basis.** Pick a  $j$  such that  $a_{0j} > 0$ . (The variable corresponding to column  $j$  will enter the basis.) If all  $a_{0j} \leq 0, j \geq 1$ , then the current solution is optimal.

We picked  $j = 1$ , so  $x_1$  is entering the basis.

2. **Find the variable to leave the basis.** Choose  $i$  to minimize  $a_{i0}/a_{ij}$  from the set  $\{i : a_{ij} > 0\}$ . If  $a_{ij} \leq 0$  for all  $i$  then the problem is unbounded (see examples sheet) and the objective function can be increased without limit. If there is more than one  $i$  minimizing  $a_{i0}/a_{ij}$  the problem has a degenerate basic feasible solution (see example sheet.) For small problems you will be OK if you just choose any one of them and carry on regardless.

We choose  $i = 2$  since  $3/1 < 6/1$ , so the variable corresponding to equation 2 leaves the basis.

3. **Pivot on the element  $a_{ij}$ .** (i.e., get the equations into the appropriate form for the new basic solution.)

(a) multiply row  $i$  by  $1/a_{ij}$ .

(b) add  $-(a_{kj}/a_{ij}) \times (\text{row } i)$  to each row  $k \neq i$ , including the objective function row.

We obtain as before

	$x_1$	$x_2$	$z_1$	$z_2$	$a_{i0}$
$z_1$ basic	0	3	1	-1	3
$x_1$ basic	1	-1	0	1	3
$a_{0j}$	0	2	0	-1	-3

which is the appropriate form for the tableau for vertex B.

Check that repeating these instructions on the new tableau, by pivoting on  $a_{12}$ , produces the appropriate tableau for vertex C.

	$x_1$	$x_2$	$z_1$	$z_2$	$a_{i0}$
$x_2$ basic	0	1	$\frac{1}{3}$	$-\frac{1}{3}$	1
$x_1$ basic	1	0	$\frac{1}{3}$	$\frac{2}{3}$	4
$a_{0j}$	0	0	$-\frac{2}{3}$	$-\frac{1}{3}$	-5

Note that the columns of the tableau corresponding to the basic variables always make up the columns of an identity matrix.

Since the bottom row is now all  $\leq 0$  the algorithm stops. Don't hesitate to look back at Subsection 3.1 to see why we take these steps.

## 4 The Simplex Tableau

### 4.1 Choice of pivot column

We might have chosen the first pivot as  $a_{12}$  which would have resulted in

$$\begin{array}{c}
 \begin{array}{c} z_1 \text{ basic} \\ z_2 \text{ basic} \\ a_{0j} \end{array}
 \begin{array}{c} x_1 \\ x_2 \\ z_1 \\ z_2 \\ a_{i0} \end{array} \\
 \begin{array}{c} x_2 \text{ basic} \\ z_2 \text{ basic} \\ a_{0j} \end{array}
 \begin{array}{c} x_1 \\ x_2 \\ z_1 \\ z_2 \\ a_{i0} \end{array}
 \end{array}
 \begin{array}{|c|c|c|c|c|}
 \hline
 1 & 2 & 1 & 0 & 6 \\
 \hline
 1 & -1 & 0 & 1 & 3 \\
 \hline
 1 & 1 & 0 & 0 & 0 \\
 \hline
 \end{array}
 \begin{array}{c}
 \longrightarrow \\
 \longrightarrow \\
 \longrightarrow
 \end{array}
 \begin{array}{|c|c|c|c|c|}
 \hline
 \frac{1}{2} & 1 & \frac{1}{2} & 0 & 3 \\
 \hline
 \frac{3}{2} & 0 & \frac{1}{2} & 1 & 6 \\
 \hline
 \frac{1}{2} & 0 & -\frac{1}{2} & 0 & -3 \\
 \hline
 \end{array}$$

This is the tableau for vertex D. A further iteration, with pivot  $a_{21}$  takes us to the optimal solution at vertex C. Therefore both choices of initial pivot column resulted in it requiring two steps to reach the optimum.

#### Remarks.

1. In general, there is no way to tell in advance which choice of pivot column will result in the smallest number of iterations. We may choose any column where  $a_{0j} > 0$ . A common rule-of-thumb is to choose the column for which  $a_{0j}$  is greatest, since the objective function increases by the greatest amount per unit increase in the variable corresponding to that column.
2. At each stage of the simplex algorithm we have two things in mind.

First — a particular choice of basis and basic solution.

Second — a rewriting of the problem in a convenient form.

There is always an identity matrix embedded in the tableau corresponding to the basic variables. Hence, when the non-basic variables are set to zero the equations are trivial to solve for the values of the basic variables. They are just given by the right-hand column.

Check that provided we start with the equations written in this form in the initial tableau, the simplex algorithm rules ensure that we obtain an identity matrix at each stage.

3. The tableau obviously contains some redundant information. For example, provided we keep track of which equation corresponds to a basic variable, we could omit the columns corresponding to the identity matrix (and zeros in the objective row). This is good for computer programs, but it is probably better to keep the whole thing for hand calculation.

## 4.2 Initialization: the two-phase method

In our example there was an obvious basic feasible solution with which to start the simplex algorithm. This is not always the case. For example, suppose we have a problem like

$$\begin{aligned} &\text{maximize} && -6x_1 - 3x_2 \\ &\text{subject to} && x_1 + x_2 \geq 1 \\ & && 2x_1 - x_2 \geq 1 \\ & && 3x_2 \leq 2 \\ & && x_1, x_2 \geq 0 \end{aligned}$$

which we wish to solve using the simplex algorithm. We can add slack variables (sometimes called **surplus variables** when they appear in  $\geq$  constraints) to obtain

$$\begin{aligned} &\text{maximize} && -6x_1 - 3x_2 \\ &\text{subject to} && x_1 + x_2 - z_1 = 1 \\ & && 2x_1 - x_2 - z_2 = 1 \\ & && 3x_2 + z_3 = 2 \\ & && x_i, z_i \geq 0 \end{aligned}$$

but there is no obvious b.f.s. since  $z_1 = -1, z_2 = -1, z_3 = 2$  is not feasible.

The trick is to add extra variables called **artificial variables**,  $y_1, y_2$  so that the constraints are

$$\begin{aligned} x_1 + x_2 - z_1 + y_1 &= 1 \\ 2x_1 - x_2 - z_2 + y_2 &= 1 \\ 3x_2 + z_3 &= 2 \\ x_i, z_i, y_i &\geq 0 \end{aligned}$$

Phase I is to minimize  $y_1 + y_2$  and we can start this phase with  $y_1 = 1, y_2 = 1$  and  $z_3 = 2$ . (Notice we did not need an artificial variable in the third equation.) Provided the original problem is feasible we should be able to obtain a minimum of 0 with  $y_1 = y_2 = 0$  (since  $y_1$  and  $y_2$  are not needed to satisfy the constraints if the original problem is feasible). The point of this is that at the end of Phase I the simplex algorithm will have found a b.f.s. for the original problem. Phase II is then to proceed with the solution of the original problem, starting from this b.f.s.

Note: the original objective function doesn't enter into Phase I, but it is useful to carry it along as an extra row in the tableau since the algorithm will then arrange for it to be in the appropriate form to start Phase II.

Note also: the Phase I objective must be written in terms of the non-basic variables

to begin Phase I. This can also be accomplished in the tableau. We start with

	$x_1$	$x_2$	$z_1$	$z_2$	$z_3$	$y_1$	$y_2$	
$y_1$	1	1	-1	0	0	1	0	1
$y_2$	2	-1	0	-1	0	0	1	1
$z_3$	0	3	0	0	1	0	0	2
Phase II	-6	-3	0	0	0	0	0	0
Phase I	0	0	0	0	0	-1	-1	0

**Preliminary step.** Add rows 1 and 2 to the Phase I objective so that it is written in terms of non-basic variables.

	$x_1$	$x_2$	$z_1$	$z_2$	$z_3$	$y_1$	$y_2$	
$y_1$	1	1	-1	0	0	1	0	1
$y_2$	2	-1	0	-1	0	0	1	1
$z_3$	0	3	0	0	1	0	0	2
Phase II	-6	-3	0	0	0	0	0	0
Phase I	3	0	-1	-1	0	0	0	2

**Begin Phase I.**

	$x_1$	$x_2$	$z_1$	$z_2$	$z_3$	$y_1$	$y_2$	
$y_1$	0	$\frac{3}{2}$	-1	$\frac{1}{2}$	0	1	$-\frac{1}{2}$	$\frac{1}{2}$
Pivot on $a_{21}$ to get $x_1$	1	$-\frac{1}{2}$	0	$-\frac{1}{2}$	0	0	$\frac{1}{2}$	$\frac{1}{2}$
$z_3$	0	3	0	0	1	0	0	2
	0	-6	0	-3	0	0	3	3
	0	$\frac{3}{2}$	-1	$\frac{1}{2}$	0	0	$-\frac{3}{2}$	$\frac{1}{2}$

	$x_1$	$x_2$	$z_1$	$z_2$	$z_3$	$y_1$	$y_2$	
$z_2$	0	3	-2	1	0	2	-1	1
Pivot on $a_{14}$ to get $x_1$	1	1	-1	0	0	1	0	1
$z_3$	0	3	0	0	1	0	0	2
	0	3	-6	0	0	6	0	6
	0	0	0	0	0	-1	-1	0

**End of Phase I.**  $y_1 = y_2 = 0$  and we no longer need these variables (so we drop the last two columns and Phase I objective row.) But we do have a b.f.s. to start Phase II with  $(x_1 = 1, z_2 = 1, z_3 = 2)$  and the rest of the tableau is already in appropriate form. So we rewrite the last tableau without the  $y_1, y_2$  columns.

## Begin Phase II.

	$x_1$	$x_2$	$z_1$	$z_2$	$z_3$	
$z_2$	0	3	-2	1	0	1
$x_1$	1	1	-1	0	0	1
$z_3$	0	3	0	0	1	2
	0	3	-6	0	0	6

In one more step we reach the optimum, by pivoting on  $a_{12}$ .

	$x_1$	$x_2$	$z_1$	$z_2$	$z_3$	
$x_2$	0	1	$-\frac{2}{3}$	$\frac{1}{3}$	0	$\frac{1}{3}$
$x_1$	1	0	$-\frac{1}{3}$	$-\frac{1}{3}$	0	$\frac{2}{3}$
$z_3$	0	0	2	-1	1	1
	0	0	-4	-1	0	5

Notice that in fact, the problem we have considered is the same as the problem D, except that  $x$  replaces  $\lambda$  and we have added a constraint  $2x_2 \leq 3$  (which is not tight at the optimum). It is interesting to compare the final tableau with the final tableau for problem P (shown again below).

In general, artificial variables are needed when there are constraints like

$$\leq -1, \text{ or } \geq 1, \text{ or } = 1,$$

unless constraints happen to be of a special form where it is easy to spot a b.f.s.

If the Phase I objective does not reach zero then the original problem is infeasible.

### 4.3 Sensitivity: shadow prices

#### Remarks.

1. Each row of each tableau merely consists of sums of multiples of rows of the original tableau. The objective row = original objective row + scalar multiples of other rows.

Consider the initial and final tableau for problem P.

initial	1	2	1	0	6	final	0	1	$\frac{1}{3}$	$-\frac{1}{3}$	1
	1	-1	0	1	3		1	0	$\frac{1}{3}$	$\frac{2}{3}$	4
	1	1	0	0	0		0	0	$-\frac{2}{3}$	$-\frac{1}{3}$	-5

In particular, look at the columns 3 and 4, corresponding to variables  $z_1$  and  $z_2$ . We can see that

$$\text{Final row (1)} = \frac{1}{3} \text{ initial row (1)} - \frac{1}{3} \text{ initial row (2)}$$

$$\text{Final row (2)} = \frac{1}{3} \text{ initial row (1)} + \frac{2}{3} \text{ initial row (2)}$$

$$\text{Final objective row} = \text{initial objective row} - \frac{2}{3} \text{ initial row (1)} - \frac{1}{3} \text{ initial row (2)}.$$

In particular, suppose we want to make a small change in  $b$ , so we replace  $\begin{pmatrix} 6 \\ 3 \end{pmatrix}$  by  $\begin{pmatrix} 6 + \epsilon_1 \\ 3 + \epsilon_2 \end{pmatrix}$ . Providing  $\epsilon_1, \epsilon_2$  are small enough they will not affect the sequence of simplex operations. Thus if the constraints move just a little the optimum will still occur with the same variables in the basis. The argument above indicates that the final tableau will be

0	1	$\frac{1}{3}$	$-\frac{1}{3}$	$1 + \frac{1}{3}\epsilon_1 - \frac{1}{3}\epsilon_2$
1	0	$\frac{1}{3}$	$\frac{2}{3}$	$4 + \frac{1}{3}\epsilon_1 + \frac{2}{3}\epsilon_2$
0	0	$-\frac{2}{3}$	$-\frac{1}{3}$	$-5 - \frac{2}{3}\epsilon_1 - \frac{1}{3}\epsilon_2$

with corresponding solution  $x_1 = 4 + \frac{1}{3}\epsilon_1 - \frac{1}{3}\epsilon_2$  and  $x_2 = 1 + \frac{1}{3}\epsilon_1 + \frac{2}{3}\epsilon_2$  and objective function value  $5 + \frac{2}{3}\epsilon_1 + \frac{1}{3}\epsilon_2$ . If  $\epsilon_1, \epsilon_2$  are such that we have  $x_1 < 0$  or  $x_2 < 0$  then vertex C is no longer optimal.

The objective function row of the final tableau shows the **sensitivity** of the optimal solution to changes in  $b$  and how the optimum value varies with small changes in  $b$ . For this reason the values in the objective row are sometimes known as **shadow prices**.

Notice also that being able to see how the final tableau is related to the initial one without looking at the intermediate steps provides a useful way of checking your arithmetic if you suspect you have got something wrong!

2. Notice that for problem P the objective rows at the vertices A, B, C and D are:

A	1	1	0	0	0
B	0	2	0	-1	-3
C	0	0	$-\frac{2}{3}$	$-\frac{1}{3}$	-5
D	$\frac{1}{2}$	0	$-\frac{1}{2}$	0	-3

Compare these values with the basic solutions of the dual problem (on page 7). You will see that the objective row of the simplex tableau corresponding to each b.f.s. of problem P is given by the dual variables for the corresponding basic solution to problem D (after a sign change).

Shadow prices and dual variables are the same thing.

Thus the simplex algorithm can (and should) be viewed as searching amongst primal basic feasible solutions looking for dual feasibility.





## 5 Lagrangian Methods

### 5.1 The Lagrangian

Shortly, we will begin the course afresh in a rather more theoretical style. But first, we begin with some preliminary remarks, using problems P and D as examples. Recall that so far we have been more-or-less treating the relationships between P and D as interesting coincidences. In later lectures we establish more exactly the theoretical relationships between P and D. If you feel comfortable with the simplex algorithm, the following remarks may give a clue to what is going on, as well as introducing some of the theory from the next section. Skip this bit on first reading if it does not make sense. Recall

$$\begin{aligned} \text{P: maximize} \quad & x_1 + x_2 \\ \text{subject to} \quad & x_1 + 2x_2 + z_1 = 6 \\ & x_1 - x_2 + z_2 = 3 \\ & x_1, x_2 \geq 0 \end{aligned}$$

The simplex algorithm, in proceeding to the optimum, just added multiples of constraints to the objective function, and stopped if it managed to get all coefficients  $\leq 0$ . So, it was trying to find scalar multiples  $\lambda_1$  and  $\lambda_2$  of the two constraints so that

$$\max x_1 + x_2 - \lambda_1(x_1 + 2x_2 + z_1 - 6) - \lambda_2(x_1 - x_2 + z_2 - 3)$$

had a nice form. We write the **Lagrangian**

$$L(x, \lambda) = x_1 + x_2 - \lambda_1(x_1 + 2x_2 + z_1 - 6) - \lambda_2(x_1 - x_2 + z_2 - 3)$$

and rearranging terms

$$L(x, \lambda) = x_1(1 - \lambda_1 - \lambda_2) + x_2(1 - 2\lambda_1 + \lambda_2) - \lambda_1 z_1 - \lambda_2 z_2 + 6\lambda_1 + 3\lambda_2.$$

The  $\lambda$ s are called **Lagrange multipliers**.

More specifically, the simplex algorithm was looking for a b.f.s.  $x, z$  to P and the multipliers  $\lambda_1, \lambda_2$  such that the objective row was zero for basic variables and negative for non-basic variables.

$$\begin{array}{ll} x_1 = 0, \implies 1 - \lambda_1 - \lambda_2 < 0 & x_2 = 0, \implies 1 - 2\lambda_1 + \lambda_2 < 0 \\ x_1 > 0, \implies 1 - \lambda_1 - \lambda_2 = 0 & x_2 > 0, \implies 1 - 2\lambda_1 + \lambda_2 = 0 \end{array}$$

and

$$\begin{array}{ll} z_1 = 0, \implies \lambda_1 > 0 & z_2 = 0, \implies \lambda_2 > 0 \\ z_1 > 0, \implies \lambda_1 = 0 & z_2 > 0, \implies \lambda_2 = 0 \end{array}$$

But these conditions can be summarised as dual feasibility:

$$-v_1 = 1 - \lambda_1 - \lambda_2 \leq 0, \quad -v_2 = 1 - 2\lambda_1 + \lambda_2 \leq 0, \quad \lambda_1, \lambda_2 \geq 0,$$

and complementary slackness:

$$x_1(1 - \lambda_1 - \lambda_2) = 0, \quad x_2(1 - 2\lambda_1 + \lambda_2) = 0, \quad \lambda_1 z_1 = 0, \quad \lambda_2 z_2 = 0.$$

If all these are satisfied, then objective =  $\lambda^\top b = c^\top x$ . See Theorem 2.4.

This is where the dual problem comes from. Lagrange multipliers are the same thing as dual variables (and shadow prices, and two more names we will encounter before the course ends.)

## 5.2 The Lagrangian sufficiency theorem

Given a general optimization under constraints problem,

$$P: \min f(x) \quad \text{s.t.} \quad g(x) = b, \quad x \in X,$$

with  $x \in \mathbb{R}^n$ ,  $b \in \mathbb{R}^m$  ( $n$  variables and  $m$  constraints), the Lagrangian is

$$L(x, \lambda) = f(x) - \lambda^\top (g(x) - b),$$

with  $\lambda \in \mathbb{R}^m$  (one for each constraint). The Lagrangian is a function  $L : \mathbb{R}^n \times \mathbb{R}^m \rightarrow \mathbb{R}$ .

(Some motivation for this definition can be found at the end of the last section, but note that we do not require anything to be linear for this definition, or the results that follow.) The following theorem will be useful, and is easy to prove.

**Theorem 5.1 (Lagrangian sufficiency theorem)** *If  $x^*$  and  $\lambda^*$  exist such that  $x^*$  is feasible for  $P$  and*

$$L(x^*, \lambda^*) \leq L(x, \lambda^*) \quad \forall x \in X,$$

*then  $x^*$  is optimal for  $P$ .*

Proof. Define

$$X_b = \{x : x \in X \text{ and } g(x) = b\}.$$

Note that  $X_b \subseteq X$  and that for any  $x \in X_b$

$$L(x, \lambda) = f(x) - \lambda^\top (g(x) - b) = f(x).$$

Now

$$f(x^*) = L(x^*, \lambda^*) \leq L(x, \lambda^*) = f(x), \quad \forall x \in X_b.$$

The inequality in the above holds for all  $x \in X$  by assumption, and so in particular for  $x \in X_b$ . Thus  $x^*$  is optimal for  $P$ . ■

## Remarks.

1. Note the ‘If’ which starts the statement of the theorem. There is no guarantee that we can find a  $\lambda^*$  satisfying the conditions of the theorem for general problems P. (However, we will see that there is a large class of problems for which  $\lambda^*$  do exist.)
2. At first sight the theorem offers us a method for testing that a solution  $x^*$  is optimal for P without helping us to find  $x^*$  if we don’t already know it. Certainly we will sometimes use the theorem this way. But for some problems, there is a way we can use the theorem to find the optimal  $x^*$ .

### 5.3 Strategy to solve problems with the Lagrangian sufficiency theorem

Attempt to find  $x^*, \lambda^*$  satisfying the conditions of the theorem as follows.

1. For each  $\lambda$  solve the problem

$$\text{minimize } L(x, \lambda) \text{ subject to } x \in X.$$

Note that the only constraints involved in this problem are  $x \in X$  so this should be an easier problem to solve than P.

2. Define the set

$$Y = \{\lambda : \min_{x \in X} L(x, \lambda) > -\infty\}.$$

If we obtain  $-\infty$  for the minimum in step 1 then that  $\lambda$  is no good. We consider only those  $\lambda \in Y$  for which we obtain a finite minimum.

3. For  $\lambda \in Y$ , the minimum will be obtained at some  $x(\lambda)$  (that depends on  $\lambda$  in general). Typically,  $x(\lambda)$  will not be feasible for P.
4. Adjust  $\lambda \in Y$  so that  $x(\lambda)$  is feasible. If  $\lambda^* \in Y$  exists such that  $x^* = x(\lambda^*)$  is feasible then  $x^*$  is optimal for P by the theorem.

### 5.4 Example: use of the Lagrangian sufficiency theorem

$$\begin{aligned} &\text{minimize } x_1 - x_2 - 2x_3 \\ &\text{s.t. } x_1 + x_2 + x_3 = 5 \\ &\quad x_1^2 + x_2^2 = 4 \\ &\quad x \in X = \mathbb{R}^3. \end{aligned}$$

**Solution.** Since we have two constraints we take  $\lambda \in \mathbb{R}^2$  and write the Lagrangian

$$\begin{aligned} L(x, \lambda) &= x_1 - x_2 - 2x_3 - \lambda_1(x_1 + x_2 + x_3 - 5) - \lambda_2(x_1^2 + x_2^2 - 4) \\ &= [x_1(1 - \lambda_1) - \lambda_2 x_1^2] + [x_2(-1 - \lambda_1) - \lambda_2 x_2^2] \\ &\quad + [x_3(-2 - \lambda_1)] + 5\lambda_1 + 4\lambda_2. \end{aligned}$$

We first try to minimize  $L(x, \lambda)$  for fixed  $\lambda$  in  $x \in \mathbb{R}^3$ . Notice that we can minimize each square bracket separately.

First notice that  $-x_3(2 + \lambda_1)$  has minimum  $-\infty$  unless  $\lambda_1 = -2$ . So we only want to consider  $\lambda_1 = -2$ .

Now observe that the terms in  $x_1, x_2$  have a finite minimum only if  $\lambda_2 < 0$  in which case the minimum occurs at

$$\begin{aligned} 1 - \lambda_1 - 2\lambda_2 x_1 = 0 &\implies x_1 = 3/2\lambda_2 \\ -1 - \lambda_1 - 2\lambda_2 x_2 = 0 &\implies x_2 = 1/2\lambda_2. \end{aligned}$$

So  $Y$  is the set

$$Y = \{\lambda : \lambda_1 = -2, \lambda_2 < 0\},$$

and for  $\lambda \in Y$  the minimum of  $L(x, \lambda)$  occurs at  $x(\lambda) = (3/2\lambda_2, 1/2\lambda_2, x_3)^\top$ .

Now to find a feasible  $x(\lambda)$  we need

$$x_1^2 + x_2^2 = 4 \implies \frac{9}{4\lambda_2^2} + \frac{1}{4\lambda_2^2} = 4 \implies \lambda_2 = -\sqrt{5/8}.$$

So  $x_1 = -3\sqrt{2/5}$ ,  $x_2 = -\sqrt{2/5}$  and  $x_3 = 5 - x_1 - x_2 = 5 + 4\sqrt{2/5}$ .

The conditions of the Lagrangian sufficiency theorem are satisfied by

$$x^* = \left(-3\sqrt{2/5}, -\sqrt{2/5}, 5 + 4\sqrt{2/5}\right)^\top \quad \text{and} \quad \lambda^* = \left(-2, -\sqrt{5/8}\right)^\top.$$

So  $x^*$  is optimal. ■

## 6 The Lagrangian Dual

### 6.1 Example: further use of the Lagrangian sufficiency theorem

Consider the problem

$$\begin{aligned} & \text{minimize } \frac{1}{1+x_1} + \frac{1}{2+x_2} \\ & \text{s.t. } x_1 + x_2 = b, \quad x_1, x_2 \geq 0. \end{aligned}$$

**Solution.** We define  $X = \{x : x \geq 0\}$  and the Lagrangian

$$\begin{aligned} L(x, \lambda) &= \frac{1}{1+x_1} + \frac{1}{2+x_2} - \lambda(x_1 + x_2 - b) \\ &= \left( \frac{1}{1+x_1} - \lambda x_1 \right) + \left( \frac{1}{2+x_2} - \lambda x_2 \right) + \lambda b. \end{aligned}$$

Note that

$$\left( \frac{1}{1+x_1} - \lambda x_1 \right) \text{ and } \left( \frac{1}{2+x_2} - \lambda x_2 \right)$$

do not have a finite minimum in  $x \geq 0$  unless  $\lambda \leq 0$ . So we take  $\lambda \leq 0$ . Observe that in the range  $x \geq 0$  a function of the form  $\left(\frac{1}{c+x} - \lambda x\right)$  will have its minimum either at  $x = 0$ , if this function is increasing at 0, or at the stationary point of the function, occurring where  $x > 0$ , if the function is decreasing at 0. So the minimum occurs at

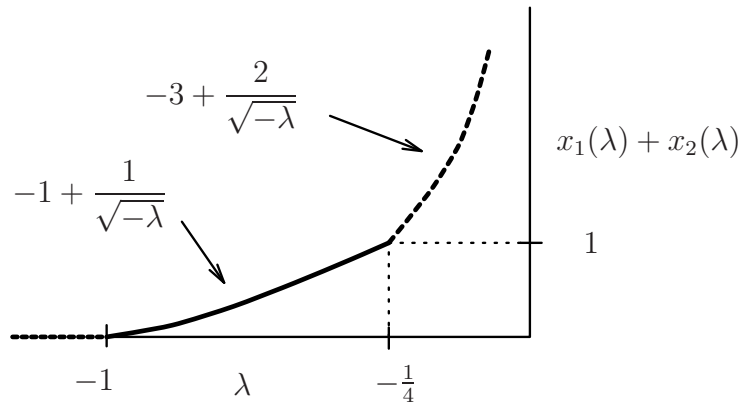
$$x = \begin{matrix} 0 \\ -c + \sqrt{-1/\lambda} \end{matrix} \quad \text{as } \begin{matrix} \sqrt{-1/\lambda} \leq \\ \geq \end{matrix} c.$$

Thus for  $\sqrt{-1/\lambda} \leq 1$  we have a minimum at  $x_1 = 0$  and otherwise the minimum is at  $x_1 = -1 + \sqrt{-1/\lambda}$ . Similarly, if  $\sqrt{-1/\lambda} \leq 2$  we have a minimum at  $x_2 = 0$  and otherwise the minimum is at  $x_2 = -2 + \sqrt{-1/\lambda}$ . So the set  $Y$  is  $\{\lambda : \lambda \leq 0\}$  and for  $\lambda \in Y$ , the minimum of  $L(x, \lambda)$  in  $X$  is

$$\begin{aligned} x_1 = 0, \quad x_2 = 0 & \leq 1 \\ x_1 = -1 + \sqrt{-1/\lambda}, \quad x_2 = 0 & \text{ as } \sqrt{-1/\lambda} \in [1, 2] \\ x_1 = -1 + \sqrt{-1/\lambda}, \quad x_2 = -2 + \sqrt{-1/\lambda} & \geq 2 \end{aligned}$$

At first sight it appears that we don't know which values of  $x_1, x_2$  to substitute into the constraint until we know  $\lambda$ , and we don't know  $\lambda$  until we substitute  $x_1, x_2$  into the constraint. But notice that  $x_1(\lambda) + x_2(\lambda)$  satisfies

$$x_1(\lambda) + x_2(\lambda) = \begin{cases} 0 & \leq -1 \\ -1 + 1/\sqrt{-\lambda} & \text{ as } \lambda \in [-1, -1/4] \\ -3 + 2/\sqrt{-\lambda} & \in [-1/4, 0] \end{cases}$$



So we can see that  $x_1(\lambda) + x_2(\lambda)$  is an increasing and continuous function (although it is not differentiable at  $\lambda = -1$  and at  $\lambda = -1/4$ ). Thus (by the Intermediate Value Theorem) for any  $b > 0$  there will be a unique value of  $\lambda$ , say  $\lambda^*$ , for which  $x_1(\lambda^*) + x_2(\lambda^*) = b$ . This  $\lambda^*$  and corresponding  $x^*$  will satisfy the conditions of the theorem and so  $x^*$  is optimal. ■

Examples of this kind are fairly common.

## 6.2 The Lagrangian dual problem

We have already defined

$$Y = \{\lambda : \min_{x \in X} L(x, \lambda) > -\infty\}.$$

Now, for  $\lambda \in Y$  define

$$L(\lambda) = \min_{x \in X} L(x, \lambda).$$

The following lemma is almost as easy to prove as the sufficiency theorem.

**Lemma 6.1 (weak duality)** *For any feasible  $x \in X_b$  and any  $\lambda \in Y$*

$$L(\lambda) \leq f(x).$$

Proof. For  $x \in X_b$ ,  $\lambda \in Y$ ,

$$f(x) = L(x, \lambda) \geq \min_{x \in X_b} L(x, \lambda) \geq \min_{x \in X} L(x, \lambda) = L(\lambda)$$

■

Thus, provided the set  $Y$  is non-empty,  $L(\lambda)$ ,  $\lambda \in Y$  provides a lower bound for the value of the objective function  $f(x)$  at the optimum for P.

It seems reasonable to try and get this lower bound as good as possible, i.e., to consider the problem

$$D: \text{maximize } L(\lambda) \text{ subject to } \lambda \in Y,$$

equivalently,

$$D: \text{maximize}_{\lambda \in Y} \left\{ \min_{x \in X} L(x, \lambda) \right\}.$$

This is known as the **dual problem**. (The original is the **primal problem**.)

In a moment we will return to linear problems and justify some of what we did in the first part of the course. For now, notice that the idea of a dual problem is quite general. For example, we can look again at the two examples we just studied.

In the example of Section 5.4 we had  $Y = \{\lambda : \lambda_1 = -2, \lambda_2 < 0\}$  and that  $\min_{x \in X} L(x, \lambda)$  occurred for  $x(\lambda) = (3/2\lambda_2, 1/2\lambda_2, x_3)$ . Thus

$$L(\lambda) = L(x(\lambda), \lambda) = \frac{10}{4\lambda_2} - 10 + 4\lambda_2.$$

The dual problem is thus

$$\text{maximize}_{\lambda_2 < 0} \left\{ \frac{10}{4\lambda_2} - 10 + 4\lambda_2 \right\}.$$

Note that the max occurs at  $\lambda_2 = -\sqrt{5/8}$  and that the primal and dual have the same optimal value.

In the example of Section 6.1,  $Y = \{\lambda : \lambda \leq 0\}$ . By substituting the optimal value of  $x$  into  $L(x, \lambda)$  we obtain

$$L(\lambda) = \begin{array}{ll} \frac{3/2 + \lambda b}{1/2 + 2\sqrt{-\lambda} + (b+1)\lambda} & \leq -1 \\ \frac{3/2 + \lambda b}{4\sqrt{-\lambda} + (b+3)\lambda} & \text{as } \lambda \in [-1, -1/4] \\ & \in [-1/4, 0] \end{array}$$

We can solve the dual problem  $\max L(\lambda)$  s.t.  $\lambda \leq 0$ . The solution lies in  $-1 \leq \lambda \leq -1/4$  if  $0 \leq b \leq 1$  and in  $-1/4 \leq \lambda \leq 0$  if  $1 \leq b$ . You can confirm for all  $b$  that primal and dual here have the same optimal values.

### 6.3 The dual problem for LP

Construction of the dual problem for LP is relatively straightforward. Consider the primal problem P:

$$\begin{array}{l} \text{maximize } c^\top x \\ \text{subject to } Ax \leq b, x \geq 0 \\ \text{equivalently } Ax + z = b, x, z \geq 0. \end{array}$$

Write the Lagrangian

$$L(x, z, \lambda) = c^\top x - \lambda^\top (Ax + z - b) = (c^\top - \lambda^\top A)x - \lambda^\top z + \lambda^\top b.$$

As in the general case, we can find the set  $Y$  such that  $\lambda \in Y$  implies  $\max_{x,z \geq 0} L(x, z, \lambda)$  is finite, and for  $\lambda \in Y$  we compute the minimum of  $L(\lambda)$ .

Consider the linear term  $-\lambda^\top z$ . If any coordinate  $\lambda_i < 0$  we can make  $-\lambda_i z_i$  as large as we like, by taking  $z_i$  large. So there is only a finite maximum in  $z \geq 0$  if  $\lambda_i \geq 0$  for all  $i$ .

Similarly, considering the term  $(c^\top - \lambda^\top A)x$ , this can be made as large as we like unless  $(c^\top - \lambda^\top A)_i \leq 0$  for all  $i$ . Thus

$$Y = \{\lambda : \lambda \geq 0, \lambda^\top A - c^\top \geq 0\}.$$

If we pick a  $\lambda \in Y$  then  $\max_{z \geq 0} -\lambda^\top z = 0$  (by choosing  $z_i = 0$  if  $\lambda_i > 0$  and any  $z_i$  if  $\lambda_i = 0$ ) and also  $\max_{x \geq 0} (c^\top - \lambda^\top A)x = 0$  similarly. Thus for  $\lambda \in Y$ ,  $L(\lambda) = \lambda^\top b$ . So the dual problem for P is, as we have defined previously,

$$D: \min \lambda^\top b \quad \text{s.t.} \quad A^\top \lambda \geq c, \lambda \geq 0.$$

**Remark.** Notice that in this section we have taken the primal to be a maximization problem and the dual to be a minimization problem. In Sections 5.2 and 6.2 these were the other way around. In general, the dual problem is always obtained by extremizing  $L(\lambda)$  with respect to  $\lambda \in Y$  in the opposite direction to that in which  $L(x, \lambda)$  is extremized with respect to  $x \in X$ .

## 6.4 The weak duality theorem in the case of LP

We can now apply Lemma 6.1 directly to P and D to obtain one of the theorems which was first stated in Lecture 2.

**Theorem 2.3 (weak duality)** *If  $x$  is feasible for P (so  $Ax \leq b, x \geq 0$ ) and  $\lambda$  is feasible for D (so  $\lambda \geq 0, A^\top \lambda \geq c$ ) then  $c^\top x \leq \lambda^\top b$ .*

Since this is an important (though easy) result it may be worth writing out a proof for this particular case which does not appeal to the general Lemma 6.1. Naturally enough, the proof is very similar.

Proof. Write

$$L(x, z, \lambda) = c^\top x - \lambda^\top (Ax + z - b)$$

where  $Ax + z = b$ . Now for  $x$  and  $\lambda$  satisfying the conditions of the theorem,

$$c^\top x = L(x, z, \lambda) = (c^\top - \lambda^\top A)x - \lambda^\top z + \lambda^\top b \leq \lambda^\top b.$$

■



## 7 Shadow Prices and Lagrangian Necessity

### 7.1 Sufficient conditions for optimality

Theorem 2.3 can be used to give a quick proof of the sufficient conditions for optimality.

**Theorem 2.4 (sufficient conditions for optimality)** *If  $x^*, z^*$  is feasible for P and  $\lambda^*$  is feasible for D and  $(c^\top - \lambda^{*\top}A)x^* = \lambda^{*\top}z^* = 0$  (complementary slackness) then  $x^*$  is optimal for P and  $\lambda^*$  is optimal for D. Furthermore  $c^\top x^* = \lambda^{*\top}b$ .*

Proof. Write  $L(x^*, z^*, \lambda^*) = c^\top x^* - \lambda^{*\top}(Ax^* + z^* - b)$ . Now

$$\begin{aligned}c^\top x^* &= L(x^*, z^*, \lambda^*) \\ &= (c^\top - \lambda^{*\top}A)x^* - \lambda^{*\top}z^* + \lambda^{*\top}b \\ &= \lambda^{*\top}b\end{aligned}$$

But for all  $x$  feasible for P we have  $c^\top x \leq \lambda^{*\top}b$  (by the weak duality theorem) and this implies that for all feasible  $x$ ,  $c^\top x \leq c^\top x^*$ . So  $x^*$  is optimal for P. Similarly,  $\lambda^*$  is optimal for D (and the problems have the same optimum). ■

#### Remarks.

1. As an alternative to the above proof we could have just applied the Lagrangian sufficiency theorem directly to P using the  $\lambda^*$  given in the theorem. The proof comes out very similar.
2. The theorems above explain most of what we observed in Lecture 2. There we were looking at two problems, P and D, that were dual to one another. We paired basic solutions to P and D by insisting on complementary slackness. Then since our solution to P satisfied  $Ax + z = b$  the same argument as in the proof above shows that we will obtain identical values of the objective function. (We don't use dual feasibility in the first line of the proof.) The theorem on sufficient conditions for optimality explains why it was that we only obtained a pair of solutions feasible for P and D at the optimum of both.

### 7.2 Shadow prices

We have mentioned before that dual variables or Lagrangian multipliers are sometimes known as shadow prices. First, an explanation of **shadow prices**.

Suppose you require an amount  $b_1, \dots, b_m$  of  $m$  different vitamins. There are  $n$  foodstuffs available. Let  $a_{ij}$  = amounts of vitamin  $i$  in one unit of foodstuff  $j$ , and suppose foodstuff  $j$  costs  $c_j$  per unit. Your problem is therefore to choose the amount

$x_j$  of foodstuff  $j$  you buy to solve the LP

$$\begin{aligned} & \min \sum_j c_j x_j \\ & \text{subject to } \sum_j a_{ij} x_j \geq b_i, \text{ each } i \\ & \text{and } x_j \geq 0 \text{ each } j. \end{aligned}$$

Now suppose that a vitamin company decides to market  $m$  different vitamin pills (one for each vitamin) and sell them at price  $p_i$  per unit for vitamin  $i$ . Assuming you are prepared to switch entirely to a diet of vitamin pills, but that you are not prepared to pay more for an artificial carrot (vitamin equivalent) than a real one, the company has to maximize profit by choosing prices  $p_i$  to

$$\begin{aligned} & \max \sum_i b_i p_i \\ & \text{subject to } \sum_i a_{ij} p_i \leq c_j, \text{ each } j \\ & \text{and } p_i \geq 0 \text{ each } i. \end{aligned}$$

Note that this is the LP which is dual to your problem. The dual variable  $p_i$  is the price you are prepared to pay for a unit of vitamin  $i$  and is called a shadow price. By extension, dual variables are sometimes called shadow prices in problems where their interpretation as prices is very hard (or impossible) to see.

The dual variables tell us how the optimum value of our problem changes with changes in the right-hand side ( $b$ ) of our functional constraints. This makes sense in the example given above. If you require an amount  $b_i + \epsilon$  of vitamin  $i$  instead of an amount  $b_i$  you would expect the total cost of your foodstuff to change by an amount  $\epsilon p_i$ , where  $p_i$  is the value to you of a unit of vitamin  $i$ , even though in your problem you cannot buy vitamin  $i$  separately from the others.

Thus in the example in Section 5.4 we had constraints

$$\begin{aligned} x_1 + x_2 + x_3 &= 5 \\ x_1^2 + x_2^2 &= 4 \end{aligned}$$

and obtained values of Lagrange multipliers of  $\lambda_1^* = -2$ ,  $\lambda_2^* = -\sqrt{5/8}$ . If we replace the constraints by

$$\begin{aligned} x_1 + x_2 + x_3 &= b_1 \\ x_1^2 + x_2^2 &= b_2 \end{aligned}$$

and write  $\phi(b) =$  optimal value of the problem with  $b = (b_1, b_2)^\top$  then you can check that

$$\left. \frac{\partial \phi}{\partial b_1} \right|_{b=(5,4)} = -2 \quad \left. \frac{\partial \phi}{\partial b_2} \right|_{b=(5,4)} = -\sqrt{5/8}.$$

Let us explain a little more why this is true.

In linear problems we can use what we know about the optimal solutions to see how this works. Let us assume the primal problem

$$P(b) : \quad \min c^\top x \\ \text{s.t. } Ax + z = b, \quad x \geq 0.$$

has the optimal solution  $\phi(b)$ , depending on  $b$ . Consider two close together values of  $b$ ,  $b'$  and  $b''$  say, and suppose that optimal solutions have the same basic variables (so optimums occur with the same variables non-zero though the values of the variables will change slightly). The optimum still occurs at the same vertex of the feasible region though it moves slightly. Now consider the dual problem. This is

$$\max \lambda^\top b \\ \text{s.t. } A^\top \lambda \leq c, \quad \lambda \leq 0.$$

In the dual problem the feasible set does not depend on  $b$ , so the optimum of the dual will occur with the same basic variables and the same values of the dual variables  $\lambda$ . But the value of the optimum dual objective function is  $\lambda^\top b'$  in one case and  $\lambda^\top b''$  in the other and we have seen that the primal and dual have the same solutions. Hence

$$\phi(b') = \lambda^\top b' \quad \text{and} \quad \phi(b'') = \lambda^\top b''$$

and the values of the dual variables  $\lambda$  give the rate of change of the objective value with  $b$ . The change is linear in this case.

**Remarks.**

1. You can also test this argument on the non-linear problems we have studied.
2. Recall that we made an argument that the objective row of the final tableau contains constants which give the rate of change of the optimum with  $b$  (based on the fact that the final tableau is the initial tableau + multiples of the original constraints). But we also observed that the objective row contains values of the dual variables at the optimum. That argument and the argument above are two versions of the same thing.

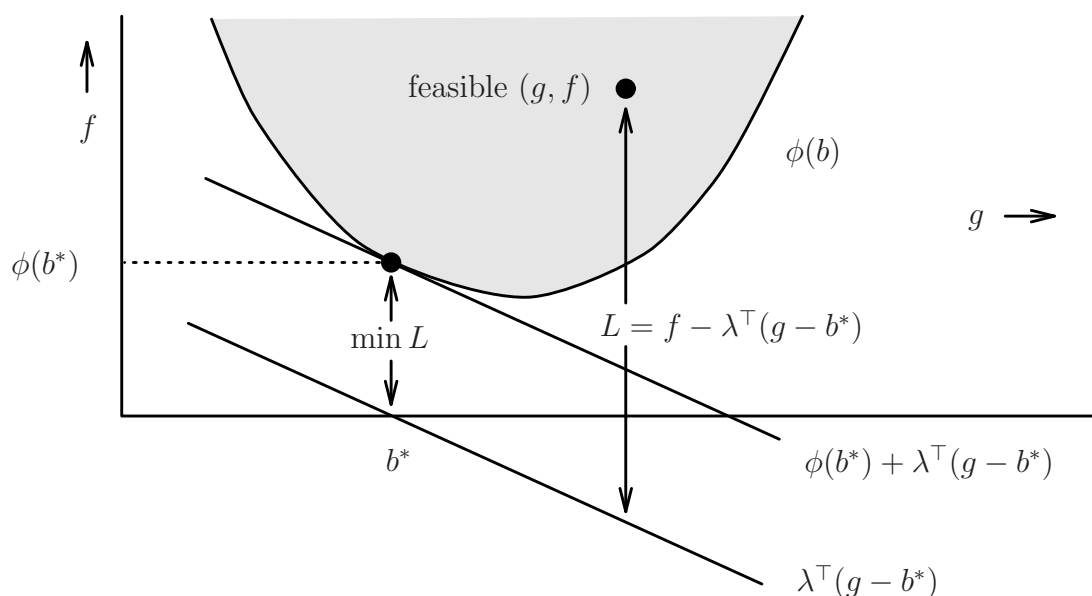
### 7.3 Lagrangian necessity

In all the examples we have studied we have been able to find  $\lambda$ s such that we can apply the Lagrangian Sufficiency Theorem. Furthermore, we have observed that the primal and dual problems have the same optimum values. It is outside the scope of the course to establish conditions under which we expect these results to hold, but it seems helpful to give a brief summary.

**Theorem 7.1** *If the functions  $f, g$  are convex,  $X$  is convex and  $x^*$  is an optimal solution to  $P$ , then there exist Lagrange multipliers  $\lambda \in \mathbb{R}^m$  such that  $L(x^*, \lambda) \leq L(x, \lambda) \forall x \in X$ .*

In particular, Lagrange multipliers will always exist for LP problems provided the problem is bounded (and primal and dual problems will have the same optimal value).

Define  $\phi(b)$  as  $\min f(x)$ , subject to  $x \in X$  and  $g(x) = b$ . The proof of the theorem proceeds by first showing that  $\phi(b)$  is convex. This implies that for each  $b^*$  there is a tangent hyperplane to  $\phi(b)$  at  $b^*$  with the graph of  $\phi(b)$  lying entirely above it. This uses the ‘supporting hyperplane theorem’ for convex sets, which is geometrically obvious, but some work to prove. Note the equation of the hyperplane will be  $y = \phi(b^*) + \lambda^\top(b - b^*)$  for some multipliers  $\lambda$ . This  $\lambda$  can be shown to be the required vector of Lagrangian multipliers and the picture below gives some intuition of a geometric kind into why the Lagrange multipliers  $\lambda$  exist and why these  $\lambda$ s give the rate of change of the optimum  $\phi(b)$  with  $b$ .



## 7.4 Convexity of the feasible set in the case of LP

In Lecture 1 we advertised three general theorems for LPs. We should now prove these. We write the LP as  $\min c^\top x$  s.t.  $Ax = b, x \geq 0$ .

**Theorem 1.1** *The feasible set  $X_b$  is convex.*

Proof. Suppose  $x \in X_b$  and  $y \in X_b$ . So  $x, y \geq 0$  and  $Ax = Ay = b$ . Consider  $z = \lambda x + (1 - \lambda)y$  for  $0 \leq \lambda \leq 1$ . Then  $z_i = \lambda x_i + (1 - \lambda)y_i \geq 0$  for all  $i$ . So  $z \geq 0$ . Secondly,

$$Az = A(\lambda x + (1 - \lambda)y) = \lambda Ax + (1 - \lambda)Ay = \lambda b + (1 - \lambda)b = b.$$

So  $z \in X_b$  and hence  $X_b$  is convex. ■

## 8 Algebra of Linear Programming

### 8.1 Basic feasible solutions and extreme points

To prove the equivalence of basic feasible solutions and extreme points which was stated in Theorem 2.1 we need to recall some results on the solution of simultaneous linear equations.

1. If  $A$  is a  $m \times m$  invertible matrix,  $b \in \mathbb{R}^m$ , then  $Ax = b$  has a unique solution,  $x = A^{-1}b$ .
2. If  $A$  is a  $m \times n$  with  $n > m$  and no row of  $A$  is a linear combination of other rows (so there are no redundant equations or inconsistent equations, i.e.,  $\text{rank}(A) = m$ ) then there are (a) infinitely many solutions to  $Ax = b$ , and (b) infinitely many solutions to  $Ay = 0$ .

We will also find it convenient to divide the variables into two sets, and to split the matrix  $A$  accordingly. For example, given

$$\begin{pmatrix} a_{11} & a_{12} & a_{13} \\ a_{21} & a_{22} & a_{23} \end{pmatrix} \begin{pmatrix} x_1 \\ x_2 \\ x_3 \end{pmatrix} = \begin{pmatrix} b_1 \\ b_2 \end{pmatrix}$$

we can partition the variables into two disjoint subsets (basic and non-basic)  $B = \{1, 2\}$  and  $N = \{3\}$  and rewrite the equation

$$\begin{pmatrix} a_{11} & a_{12} \\ a_{21} & a_{22} \end{pmatrix} \begin{pmatrix} x_1 \\ x_2 \end{pmatrix} + \begin{pmatrix} a_{13} \\ a_{23} \end{pmatrix} x_3 = \begin{pmatrix} b_1 \\ b_2 \end{pmatrix}$$

or

$$A_B x_B + A_N x_N = b,$$

where  $x_B = \begin{pmatrix} x_1 \\ x_2 \end{pmatrix}$  contains the variables in  $B$  and  $x_N = (x_3)$  contains the variables in  $N$ , and  $A_B$  has the columns of  $A$  corresponding to variables in  $B$  (columns 1 and 2) and  $A_N$  has columns corresponding to variables from  $N$  (column 3).

You should convince yourself that the two forms of the linear equations are equivalent and that the same trick would work for general  $m \times n$  matrices  $A$  and partition of variables into two sets. If  $A = (a_1, \dots, a_n)$ , where  $a_i$  is the  $i$ th column, then

$$Ax = \sum_{i \in B} x_i a_i + \sum_{i \in N} x_i a_i = A_B x_B + A_N x_N = b.$$

We usually choose  $B$  to have  $m$  elements (a basis) and  $N$  to have  $n - m$  elements. Then setting  $x_N = 0$ , we solve  $A_B x_B = b$  where  $A_B$  is an  $m \times m$  matrix to find the basic solution  $x_B = A_B^{-1}b$ ,  $x_N = 0$ . We also make the following assumptions

**Non-degeneracy assumptions for  $A$ .**

- (a) The matrix  $A$  has linearly independent rows (i.e.,  $\text{rank}(A) = m$ ), and  
 (b) Any  $m \times m$  matrix formed from  $m$  columns of  $A$  is non-singular (i.e., any set of  $m$  columns from  $A$  is linearly independent).

**Non-degeneracy of basic solutions.**

- (c) All basic solutions to  $x_B = A_B^{-1}b$ ,  $x_N = 0$  have exactly  $m$  non-zero coordinates, i.e.,  $x_i \neq 0$  for  $i \in B$ .

**Remarks.**

(a) is a reasonable assumption for small problems such as we can do by hand, though it may be difficult to check if a large set of equations is inconsistent or contains redundancy. Assumptions (b) and (c) are just made to simplify the theory and there is no trouble in solving LPs when  $A$  does not satisfy these. For (b) there may be no solution corresponding to some choice of basis (e.g., the equations obtained by adding slack variables to  $x_1 \leq 2$ ,  $x_2 \leq 3$ ), but the simplex algorithm still works perfectly well. Or there may be many (e.g.,  $x_1 + x_2 + z_1 = 1$ ,  $2x_1 + 2x_2 + z_2 = 2$ ) and here there are solutions such as  $x_1 = x_2 = 1/2$ ,  $z_1 = z_2 = 0$  which are not extreme points. The answer here is to alter the definition of basic solution to exclude those obtained when  $A_B$  is not invertible. You will see on the examples sheet that the failure of (c) to hold causes no trouble.

The proof which follows can be adapted to work if  $A$  does not satisfy the non-degeneracy assumptions as stated above.

**Lemma 8.1** *If  $x \in X_b$  and  $x = \lambda y + (1 - \lambda)z$  for  $y, z \in X_b$ ,  $y \neq z$ ,  $0 < \lambda < 1$ , (i.e.,  $x$  is not extreme) then  $x_i = 0$  implies  $y_i = z_i = 0$ .*

Proof.  $x_i = \lambda y_i + (1 - \lambda)z_i$ . Suppose  $x_i = 0$ . Then since  $\lambda, 1 - \lambda, y_i, z_i$  are all  $\geq 0$ , we must have  $y_i = z_i = 0$ . ■

This result says that if  $x$  is on some face or edge of the simplex  $X_b$  then  $y$  and  $z$  must be in the same face or edge.

**Lemma 8.2** *If  $x$  is a basic feasible solution then  $x$  is an extreme point of  $X_b$ .*

Proof. If  $x$  is a b.f.s. then  $\exists$  a basis  $B$  and non-basis  $N$  such that the non-basic components of  $x$  satisfy  $x_N = 0$ . Suppose  $x$  is not extreme. Then  $\exists y$  and  $z$  such that  $x$  lies on the line segment between  $y$  and  $z$  and hence  $y_N = z_N = 0$ . Furthermore,  $y$  and  $z$  are feasible, so  $A_B y_B = A_B z_B = b$  and this gives  $A_B(y_B - z_B) = 0$ . But as  $A_B$  is non-singular (by assumption (b)) the unique solution to  $A_B v_B = 0$  is  $v_B = 0$ . But this implies  $y_B = z_B$ , and hence  $y = z$ . But this is a contradiction. So  $x$  is extreme. ■

**Lemma 8.3** *If  $x$  is an extreme point of  $X_b$  then  $x$  is a basic feasible solution.*

Proof. Since  $x \in X_b$  we know it is feasible. We just need to show it is basic. Again, we argue by contradiction.

Suppose  $x$  is not a b.f.s. Then the number of non-zero coordinates, say  $p$ , is greater than  $m$ . (If the number is equal to  $m$  the solution is basic, and we can't have less than  $m$  by the non-degeneracy assumption.) Intuitively,  $x$  is not at a vertex, but is in some face, or edge specified by setting  $n - p$  variables to zero.

Let  $P = \{i : x_i > 0\}$  and  $Q = \{i : x_i = 0\}$ . Since  $x$  is feasible,  $Ax = A_P x_P + A_Q x_Q = b \implies A_P x_P = b$ . But this is  $m$  equations in  $p > m$  variables, so  $\exists$  non-zero  $y_P$  s.t.  $A_P y_P = 0$ . We put  $y_Q = 0$  and  $y = \begin{pmatrix} y_P \\ y_Q \end{pmatrix}$ .

Consider  $x + \epsilon y$  and  $x - \epsilon y$  for small  $\epsilon$ . For  $\epsilon > 0$  small enough these two points are both feasible since  $A(x \pm \epsilon y) = Ax \pm \epsilon Ay = b$ , and  $x \pm \epsilon y \geq 0$  (for small  $\epsilon$  since  $y_i > 0$  implies  $x_i > 0$ ). Hence

$$x = \frac{1}{2}(x + \epsilon y) + \frac{1}{2}(x - \epsilon y),$$

and so  $x$  is not extreme. ■

**Corollary 8.4**  *$x$  is an extreme point of  $X_b$  if and only if  $x$  is a basic feasible solution of  $Ax = b$ . (This is a restatement of Theorem 2.1.)*

We now need to prove that finite optimums occur at extreme points. The proof of this result is very like the proof of Lemma 8.3. The intuition is that if  $x$  is optimal and lies on a face (but not a vertex) then the whole face is optimal. So we construct a line segment through  $x$  which lies in the face (as in Lemma 8.3) and all solutions on this line segment are optimal. We extend the line segment till we come to an edge (or a face of one less dimension) and now have an optimal solution with one more zero coordinate. Continue until you end at an optimal vector.

**Lemma 8.5** *Suppose minimize  $c^\top x$  s.t.  $x \in X_b$  has a finite optimal solution. Then there exists an extreme point which is optimal. (This gives Theorem 2.2.)*

Proof. Suppose  $x$  is an optimal solution with the smallest number of non-zero components, but is not extreme. Then  $\exists y, z$  such that  $x$  lies on the line segment between  $y$  and  $z$ . Since  $x$  is optimal,  $c^\top x \leq c^\top y$  and  $c^\top x \leq c^\top z$ . But  $c^\top x = \lambda c^\top y + (1 - \lambda)c^\top z$  and hence  $c^\top x = c^\top y = c^\top z$ . Thus  $y$  and  $z$  are also optimal.

Now consider the line segment  $x(\epsilon) = x + \epsilon(y - z)$  for small  $\epsilon$ . Note that  $c^\top x(\epsilon) = c^\top x$ . So all points on the line are optimal. Furthermore,  $x_i = 0 \implies x(\epsilon)_i = 0$  for all  $\epsilon$  and  $x_i > 0 \implies x(\epsilon)_i > 0$  for small  $\epsilon$ . It is clear that by choosing  $\epsilon$  large enough and of the right sign we can force at least one more component of  $x(\epsilon)$  to become zero.

Now since  $x$  is not extreme, the number of non-zero components is  $p > m$ . But we have now constructed  $x(\epsilon)$  which is optimal, feasible and has  $p - 1$  non-zero



components. This is a contradiction. So an optimal solution with the smallest possible number of non-zero components must be extreme. ■

## 8.2 Algebra of the simplex method

Let us take problem P in the form

$$P: \max c^\top x \quad \text{s.t. } Ax = b, \quad x \geq 0.$$

Given a choice of basis B we can rewrite the problem as above

$$\max \{c_B^\top x_B + c_N^\top x_N\} \quad \text{s.t. } A_B x_B + A_N x_N = b, \quad x_B, x_N \geq 0.$$

At this stage we are just rewriting the equations in terms of the two sets of variables  $x_B$  and  $x_N$ . The equations hold for any feasible  $x$ . Now  $A_B$  is invertible by our non-degeneracy assumptions. Thus we can write

$$x_B = A_B^{-1}b - A_B^{-1}A_N x_N, \tag{1}$$

and

$$\begin{aligned} f &= c_B^\top x_B + c_N^\top x_N \\ &= c_B^\top (A_B^{-1}b - A_B^{-1}A_N x_N) + c_N^\top x_N \\ &= c_B^\top A_B^{-1}b + (c_N^\top - c_B^\top A_B^{-1}A_N)x_N \end{aligned} \tag{2}$$

Equation (1) gives the constraints in a form where  $x_B$  appears with an identity matrix and (2) gives the objective function in terms of the non-basic variables. Thus the tableau corresponding to basis  $B$  will contain (after appropriate rearrangement of rows and columns)

basic	non-basic	
$I$	$A_B^{-1}A_N$	$A_B^{-1}b$
0	$c_N^\top - c_B^\top A_B^{-1}A_N$	$-c_B^\top A_B^{-1}b$

Thus, given a basis (choice of variables) we can work out the appropriate tableau by inverting  $A_B$ . Note that for many choices of  $B$  we will find that  $A_B^{-1}b$  has negative components and so the basic solution  $x_B = A_B^{-1}b$  is not feasible; we need the simplex algorithm to tell which  $B$ s to look at.

In programming a computer to implement the simplex algorithm you need only remember what your current basis is, since the whole tableau can then be computed



from  $A_B^{-1}$ . The **revised simplex algorithm** works this way and employs various tricks to compute the inverse of the new  $A_B$  from the old  $A_B^{-1}$  (using the fact that only one variable enters and one leaves). This can be very much more efficient.

Now we know that the simplex algorithm terminates at an optimal feasible basis when the coefficients of the objective row are all  $\leq 0$ . In other words, there is a basis  $B$  for which

$$c_N^\top - c_B^\top A_B^{-1} A_N \leq 0.$$

Recall the dual problem is

$$\text{D: } \min \lambda^\top b \quad \text{s.t. } A^\top \lambda \geq c.$$

Let us write  $\lambda = (A_B^{-1})^\top c_B$ . Then we have  $A_B^\top \lambda = c_B$  and  $A_N^\top \lambda \geq c_N$ , and hence  $\lambda$  is feasible. Furthermore,  $x_B = A_B^{-1} b$ ,  $x_N = 0$  is a basic solution for P and complementary slackness is satisfied since

$$\begin{aligned} c_B - A_B^\top \lambda = 0 &\implies (c_B - A_B^\top \lambda)^\top x_B = 0, \\ x_N = 0 &\implies (c_N - A_N^\top \lambda)^\top x_N = 0. \end{aligned}$$

Consequently,  $x_B = A_B^{-1} b$ ,  $x_N = 0$  and  $\lambda = (A^{-1})^\top c_B$  are respectively optimal for the primal and dual. We also have that with these solutions

$$f = c_B^\top x_B = c_B^\top A_B^{-1} b = \lambda^\top b.$$

So we have a proof of Theorem 2.5, that the primal and dual have the same objective value (if we accept that the simplex algorithm terminates at an optimum with  $\leq 0$  objective row) for the case of LP problems.

### Remark

We have shown that in general the objective row of the final (optimal) tableau will contain  $c_N^\top - \lambda^\top A_N$ , where  $\lambda$  are dual variables. This is consistent with our observation that the final tableau contains  $-\lambda$  when we start with a primal  $Ax \leq b$  and add slack variables  $z$ . In this case the  $c_i$  corresponding to the slack variables are zero and columns of  $A_N$  corresponding to original variables are the columns of an identity matrix. So the part of the objective row beneath the original slack variables will contain  $-\lambda^\top$ , and  $\lambda$  are the dual variables corresponding to the primal constraints. The rest of the objective row, beneath the original  $x$ , contains  $c_B^\top - \lambda^\top A_B$ , i.e., the slack variables for the dual problem. This is what we observed in our earlier example.



## 9 Two Person Zero-Sum Games

### 9.1 Games with a saddle-point

We consider games that are zero-sum, in the sense that one player wins what the other loses. The players make moves simultaneously. Each has a choice of moves (not necessarily the same). There is a **pay-off matrix**  $A = (a_{ij})$ .

		II plays $j$				
		1	2	3	4	
I plays $i$	1	-5	3	1	20	← $(a_{ij})$
	2	5	5	4	6	
	3	-4	6	0	-5	

If player I makes move  $i$  and player II makes move  $j$  then player I wins (and player II loses)  $a_{ij}$ . What is the best strategy for the two players to adopt? We assume that they both know the matrix.

Let us ask what is the best that player I can do if player II plays move  $j$ .

II's move: $j =$	1	2	3	4	
I's best response: $i =$	2	3	2	1	
I wins	5	6	4	20	← column maximums

Similarly, we ask what is the best that player II can do if I plays move  $i$ ?

I's move: $i =$	1	2	3	
II's best response: $j =$	1	3	4	
I wins	-5	4	-5	← row minimums

Here the minimal column maximum = maximal row minimum = 4, when player I plays 2 and player II plays 3. In this case we say that  $A$  has a **saddle-point**  $(2, 3)$  and the game is solved.

**Remarks.** The game is solved in the sense that

1. Each player maximizes his minimum gain.
2. If either player announces any strategy (in advance) other than 'I plays 2' and 'II plays 3', he will do worse (including the announcement of a mixed strategy — when he plays  $1, \dots, n$  with probabilities  $p_1, \dots, p_n$ ).
3. Even if either player announces that he will play the saddle-point move in advance, the other player cannot improve on the saddle-point.

## 9.2 Example: Two-finger Morra, a game without a saddle-point

Each player displays either one or two fingers and simultaneously guesses how many fingers his opponent will show. If both players guess correctly or both guess incorrectly then the game is a tie. If only one player guesses correctly, then that player wins from the other player an amount equal to the total number of fingers shown. A strategy for a player is  $(a, b) = \text{'show } a, \text{ guess } b\text{'}$ . The pay-off matrix is

$$\begin{array}{cccc}
 & (1,1) & (1,2) & (2,1) & (2,2) \\
 \begin{array}{l} (1,1) \\ (1,2) \\ (2,1) \\ (2,2) \end{array} & \begin{array}{|cccc|} \hline 0 & 2 & -3 & 0 \\ \hline -2 & 0 & 0 & 3 \\ \hline 3 & 0 & 0 & -4 \\ \hline 0 & -3 & 4 & 0 \\ \hline \end{array} & = & (a_{ij})
 \end{array}$$

Column maximums are all positive and row minimums are all negative. So there is no saddle point (even though the game is symmetric and fair). If either player announces a fixed strategy (in advance), the other player will win. We assume each player will choose a mixed strategy where he plays move  $i$  with probability  $p_i$  and that each player attempts to maximize his minimum gain.

## 9.3 Determination of an optimal strategy

Each player must use a **mixed strategy**. We assume player I moves  $i$  with probability  $p_i$ ,  $i = 1, \dots, n$  and player II moves  $j$  with probability  $q_j$ ,  $j = 1, \dots, m$ . Player I's expected payoff if player II plays move  $j$  is

$$\sum_i a_{ij} p_i.$$

So player I attempts to

$$\text{maximize } \left\{ \min_j \sum_i a_{ij} p_i \right\} \text{ s.t. } \sum_i p_i = 1, p_i \geq 0.$$

Note that this is equivalent to

$$\text{P: } \max v \quad \text{s.t.} \quad \sum_i a_{ij} p_i \geq v, \text{ each } j, \text{ and } \sum_i p_i = 1, p_i \geq 0,$$

since  $v$  on being maximized will increase until it equals the minimum of the  $\sum_i a_{ij} p_i$ . By similar arguments, player II's problem is

$$\text{D: } \min v \quad \text{s.t.} \quad \sum_j a_{ij} q_j \leq v, \text{ each } i, \text{ and } \sum_j q_j = 1, q_j \geq 0.$$

It is possible to show that P and D are duals to one another (by the standard technique of finding the dual of P). Consequently, the general theory gives sufficient conditions for strategies  $p$  and  $q$  to be optimal.

**Theorem 9.1** If  $v$ ,  $p$  and  $q$ , with  $\sum_i p_i = \sum_j q_j = 1$ ,  $p_i, q_j \geq 0$  are such that  $p^\top A \geq v$  and  $Aq \leq v$  and  $v = p^\top Aq$  then  $p$  is optimal for  $P$  and  $q$  is optimal for  $D$  with common optimum (the **value of the game**)  $v$ .

Proof.  $p^\top A \geq v$  (which is understood to mean  $(p^\top A)_i \geq v$  in each component  $i$ ) is just primal feasibility. Similarly,  $Aq \leq v$  is dual feasibility. In addition,

$$\begin{aligned} v = p^\top Aq &\implies v = \sum_i p_i \sum_j a_{ij} q_j \\ &\implies 0 = \sum_i p_i \left( \sum_j a_{ij} q_j - v \right). \end{aligned}$$

Similarly,

$$0 = \sum_j q_j \left( \sum_i p_i a_{ij} - v \right).$$

These are the complementary slackness conditions for this pair of problems. Thus  $p$  and  $q$  are optimal for  $P$  and  $D$  respectively. Clearly each has optimum  $v$ . ■

**Remarks.**

1. These conditions allow us to check optimality. For small problems one can often use them to find the optimal strategies, but for larger problems it will be best to use some other technique to find the optimum (e.g., simplex algorithm). Note, however, that the problems  $P$  and  $D$  are not in a form where we can apply the simplex algorithm directly; the  $p_i$ s satisfy  $p_i \geq 0$ , but  $v$  does not have a positivity constraint. Also the constraints are  $\sum_i a_{ij} p_i - v = 0$  with r.h.s.= 0. It is possible, however, to transform the problem into a form amenable to the simplex algorithm.

- (a) Add a constant  $k$  to each  $a_{ij}$  so that  $a_{ij} > 0$  each  $i, j$ . This doesn't change anything about the game except the value which is now guaranteed to be positive ( $v > 0$ ).

- (b) Change variables to  $x_i = p_i/v$ . We now have

$$\max v \quad \text{s.t.} \quad \sum_i a_{ij} x_i \geq 1, \quad \sum_i x_i = 1/v, \quad x_i \geq 0,$$

which is equivalent to

$$\min \sum_i x_i \quad \text{s.t.} \quad \sum_i a_{ij} x_i \geq 1, \quad x_i \geq 0$$

and this is the type of problem we are used to.

2. Check that the general theorem above gives the right answer for a game with a saddle-point  $(a, b)$ , (i.e.,  $p_a = 1, q_b = 1$  and other  $p_i, q_j = 0$ ).
3. Two-finger Morra has an optimal solution  $p = q = (0, \frac{3}{5}, \frac{2}{5}, 0)$ ,  $v = 0$ , as can be easily checked. (But it is not uniquely optimal. Another optimal solution is  $p = q = (0, \frac{4}{7}, \frac{3}{7}, 0)$ .) It is obvious that we expect to have  $p = q$  and  $v = 0$  since the game is symmetric between the players ( $A = -A^\top$ ).  $A$  is called an **anti-symmetric matrix**.

#### 9.4 Example: Colonel Blotto

Colonel Blotto has three regiments and his enemy has two regiments. Both commanders are to divide their regiments between two posts. At each post the commander with the greater number of regiments wins one for each conquered regiment, plus one for the post. If the commanders allocate equal numbers of regiments to a post there is a stand-off. This gives the pay-off matrix

		Enemy commander		
		(2,0)	(1,1)	(0,2)
Colonel Blotto	(3,0)	3	1	0
	(2,1)	1	2	-1
	(1,2)	-1	2	1
	(0,3)	0	1	3

Clearly it is optimal for Colonel Blotto to divide his regiments  $(i, j)$  and  $(j, i)$  with equal probability. So the game reduces to one with the payoff matrix

		(2,0)	(1,1)	(0,2)
		(3,0) or (0,3)	$\frac{3}{2}$	1
(2,1) or (1,2)	0	2	0	

You can try deriving the optimal solution by

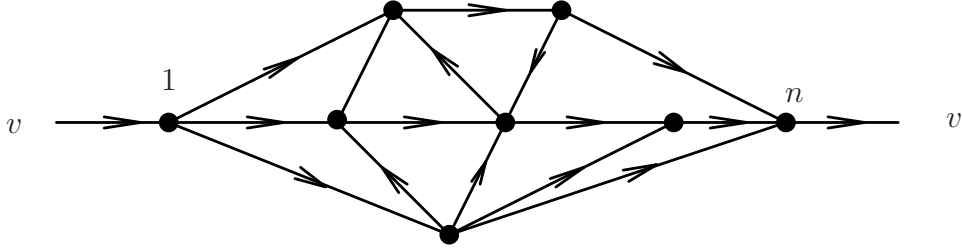
- (a) looking at player Colonel Blotto's original problem: maximize  $\{\min_j \sum_i p_i a_{ij}\}$ , i.e., maximize  $_p \min\{\frac{3}{2}p, p + 2(1 - p)\}$ ,
- (b) attempting to derive  $p, q, v$  from the conditions  $p^\top A \geq v, Aq \leq v, p^\top Aq = v$ , or
- (c) converting the problem as explained above and using the simplex method.

For this game,  $p = (\frac{4}{5}, \frac{1}{5})$ ,  $q = (\frac{1}{5}, \frac{3}{5}, \frac{1}{5})$  and  $v = \frac{6}{5}$  is optimal. In the the original problem, this means that Colonel Blotto should distribute his regiments as (3,0), (2,1), (1,2), (0,3) with probabilities  $\frac{2}{5}, \frac{1}{10}, \frac{1}{10}, \frac{2}{5}$  respectively, and his enemy should distribute hers as (2,0), (1,1), (0,2) with probabilities  $\frac{1}{5}, \frac{3}{5}, \frac{1}{5}$  respectively.

# 10 Maximal Flow in a Network

## 10.1 Max-flow/min-cut theory

Consider a network consisting of  $n$  nodes labelled  $1, \dots, n$  and directed edges between them with capacities  $c_{ij}$  on the arc from node  $i$  to node  $j$ . Let  $x_{ij}$  denote the flow in the arc  $i \rightarrow j$ , where  $0 \leq x_{ij} \leq c_{ij}$ .



**Problem:** Find maximal flow from node 1 to node  $n$  subject to the conservation of flow at nodes, i.e.,

$$\text{maximize } v \quad \text{s.t. } 0 \leq x_{ij} \leq c_{ij},$$

and

$$\boxed{\text{flow out of node } i} - \boxed{\text{flow into node } i} = \sum_j x_{ij} - \sum_j x_{ji} = \begin{matrix} v & i = 1 \\ 0 & \text{as } i \neq 1, n \\ -v & i = n \end{matrix}$$

where the summations are understood to be over existing arcs only.  $v$  is known as the **value of the flow**.

This is obviously an LP problem, but with lots of variables and constraints. We can solve it more quickly (taking advantage of the special network structure) as follows.

**Definition 10.1** A **cut**  $(S, \bar{S})$  is a partition of the nodes into two disjoint subsets  $S$  and  $\bar{S}$  with  $1 \in S$  and  $n \in \bar{S}$ .

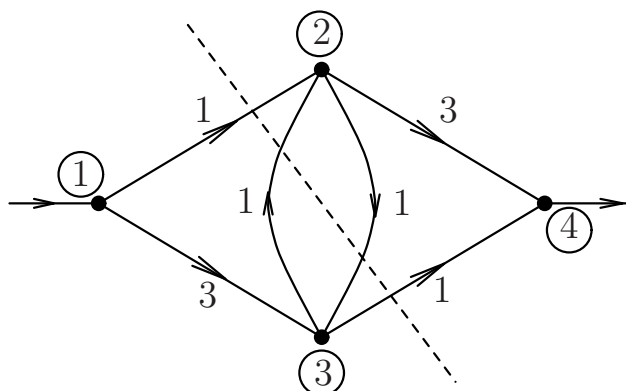
**Definition 10.2** The **capacity** of a cut

$$C(S, \bar{S}) = \sum_{i \in S, j \in \bar{S}} c_{ij}.$$

Thus given a cut  $(S, \bar{S})$  the capacity of the cut is the maximal flow from nodes in  $S$  to nodes in  $\bar{S}$ . It is intuitively clear that any flow from node 1 to node  $n$  must cross the cut  $(S, \bar{S})$ , since in getting from 1 to  $n$  at some stage it must cross from  $S$  to  $\bar{S}$ . This holds for any flow and any cut. In fact, we have:

**Theorem 10.1 (Max flow/min cut Theorem)** *The maximal flow value through the network is equal to the minimal cut capacity.*

**Example.**



Cut  $S = \{1, 3\}$ ,  $\bar{S} = \{2, 4\}$ ,  $C(S, \bar{S}) = 3$ . Check that the maximal flow is 3.

Proof. Let us define  $f(X, Y) = \sum_{i \in X, j \in Y} x_{ij}$ , the flow from  $X$  to  $Y$ . We will use  $N = \{1, \dots, n\}$  to represent the set of nodes in the network. Let  $(S, \bar{S})$  be a cut and  $\{x_{ij}\}$  a feasible flow with value  $v$ . Note that  $f(X, N) = f(X, S) + f(X, \bar{S})$ . Since  $x_{ij}$  is feasible, we have

$$\sum_j x_{ij} - \sum_j x_{ji} = \begin{array}{ll} v & i = 1 \\ 0 & \text{as } i \neq 1, n \\ -v & i = n \end{array}$$

Summing this equality over  $i$  in  $S$  we obtain

$$\begin{aligned} v &= \sum_{i \in S} \sum_j (x_{ij} - x_{ji}) \\ &= \sum_{i \in S} \sum_j x_{ij} - \sum_{i \in S} \sum_j x_{ji} \\ &= f(S, N) - f(N, S) \\ &= f(S, S) + f(S, \bar{S}) - f(\bar{S}, S) - f(S, S) \\ &= f(S, \bar{S}) - f(\bar{S}, S) \\ &\leq f(S, \bar{S}) \\ &\leq C(S, \bar{S}) \end{aligned}$$

So any flow  $\leq$  any cut capacity, (and in particular max flow  $\leq$  min cut).

Now let  $f$  be a maximal flow, and define  $S \subseteq N$  recursively as follows:

- (1)  $1 \in S$ .
  - (2) If  $i \in S$  and  $x_{ij} < c_{ij}$ , then  $j \in S$ .
  - (3) If  $i \in S$  and  $x_{ji} > 0$ , then  $j \in S$ .
- Keep applying (2) and (3) until no more can be added to  $S$ .



So  $S$  is the set of nodes to which we can increase flow. Now if  $n \in S$  we can increase flow along a path in  $S$  and  $f$  is not maximal. So  $n \in \bar{S} = N \setminus S$  and  $(S, \bar{S})$  is a cut. From the definition of  $S$  we know that for  $i \in S$  and  $j \in \bar{S}$ ,  $x_{ij} = c_{ij}$  and  $x_{ji} = 0$ , so in the formula above we get

$$v = f(S, \bar{S}) - f(\bar{S}, S) = f(S, \bar{S}) = C(S, \bar{S}).$$

So max flow = min cut capacity. ■

**Corollary 10.2** *If a flow value  $v =$  cut capacity  $C$  then  $v$  is maximal and  $C$  minimal.*

The proof suggests an algorithm for finding the maximal flow.

## 10.2 Ford-Fulkerson algorithm

1. Start with a feasible flow (e.g.,  $x_{ij} = 0$ ).
2. Construct  $S$  recursively by the algorithm defined in the box above.
3. If  $n \in S$  then there is a path from 1 to  $n$  along which we can increase flow by

$$\epsilon = \min_{(ij)} \max[x_{ji}, c_{ij} - x_{ij}] > 0.$$

where the minimum is taken with respect to all arcs  $i \rightarrow j$  on the path.

Replace the flow by this increased flow. Return to 2.

If  $n \notin S$  then the flow is optimal.

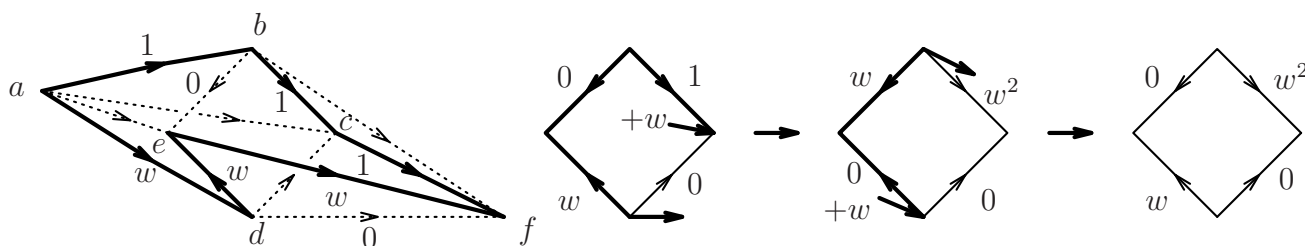
The algorithm is crude and simple; we just push flow through where we can, until we can't do so anymore. There is no guarantee that it will be very efficient. With hand examples it is usually easy to 'see' the maximal flow. You just demonstrate that it is maximal by giving a cut with the same capacity as the flow and appeal to the min cut = max flow theorem.

The algorithm can be made not to converge if the capacities are not rational multiples of one another. However,

**Theorem 10.3** *If capacities and initial flows are rational then the algorithm terminates at a maximal flow in a finite number of steps. (Capacities are assumed to be finite.)*

Proof. Multiply by a constant so that all capacities and initial flows are integers. The algorithm increases flow by at least 1 on each step. ■

### Example: Failure to stop when capacities and initial flows are not rational



The network consists of a square  $b c d e$  of directed arcs of capacity 1. The corners of the square are connected to a source at  $a$  and a sink at  $f$  by arcs of capacity 10. The initial flow of  $1+w$  is shown in the first picture, where  $w = (\sqrt{5}-1)/2$ , so  $1-w = w^2$ . The first iteration is to increase flow by  $w$  along  $a \rightarrow c \rightarrow b \rightarrow e \rightarrow d \rightarrow f$ . The second increases it by  $w$  along  $a \rightarrow d \rightarrow e \rightarrow b \rightarrow f$ . The flow has increased by  $2w$  and the resulting flow in the square is the same as at the start, but multiplied by  $w$  and rotated through  $180^\circ$ . Hence the algorithm can continue in this manner forever without stopping and never reach the optimal flow of 40.

### 10.3 Minimal cost circulations

**Definition 10.3** A network is **closed** if there is no flow into or out of the network.

**Definition 10.4** A flow in a closed network is a **circulation** if  $\sum_j x_{ij} - \sum_j x_{ji} = 0$  for each node  $i$ .

Most network problems can be formulated as the problem of finding a **minimal cost circulation** in a closed network where there are capacity constraints  $c_{ij}^- \leq x_{ij} \leq c_{ij}^+$  on arcs  $(i, j)$  and a cost per unit flow of  $d_{ij}$  in arcs  $(i, j)$ . The full problem is

$$\begin{aligned} & \text{minimize } \sum_{ij} d_{ij} x_{ij} \\ & \text{subject to } \sum_j x_{ij} - \sum_j x_{ji} = 0, \text{ each } i, \text{ and } c_{ij}^- \leq x_{ij} \leq c_{ij}^+. \end{aligned}$$

**Definition 10.5** A circulation which satisfies the capacity constraints is called a **feasible circulation**.

There is a beautiful algorithm called the out-of-kilter algorithm which will solve general problems of this kind. It does not even require a feasible solution with which to start. (See Part IIA ‘Algorithms and Networks’.) In the next lecture we shall just derive conditions for a flow to be optimal.

We shall also see, although it should be obvious already, that the max flow problem that is studied in this lecture can be formulated as a minimal cost circulation problem.

# 11 Minimum Cost Circulation Problems

## 11.1 Sufficient conditions for a minimal cost circulation

Recall the minimum cost circulation problem:

$$\begin{aligned} & \text{minimize } \sum_{ij} d_{ij}x_{ij} \\ & \text{subject to } \sum_j x_{ij} - \sum_j x_{ji} = 0, \text{ each } i, \text{ and } c_{ij}^- \leq x_{ij} \leq c_{ij}^+. \end{aligned}$$

Consider the Lagrangian for the problem of finding the minimum cost circulation. We shall treat the capacity constraints as the region constraints, so

$$X = \{x_{ij} : c_{ij}^- \leq x_{ij} \leq c_{ij}^+\}.$$

We introduce Lagrange multipliers  $\lambda_i$  (one for each node) and write

$$L(x, \lambda) = \sum_{ij} d_{ij}x_{ij} - \sum_i \lambda_i \left( \sum_j x_{ij} - \sum_j x_{ji} \right)$$

Rearranging we obtain

$$L(x, \lambda) = \sum_{ij} (d_{ij} - \lambda_i + \lambda_j)x_{ij}.$$

We attempt to minimize  $L(x, \lambda)$  in  $X$ .

Provided  $c_{ij}^-, c_{ij}^+$  are finite we see that there is a finite minimum for all  $\lambda$ , achieved such that

$$x_{ij} = \begin{cases} c_{ij}^- & \text{if } d_{ij} - \lambda_i + \lambda_j > 0 \\ c_{ij}^+ & \text{if } d_{ij} - \lambda_i + \lambda_j < 0 \end{cases} \quad (1)$$

$$c_{ij}^- \leq x_{ij} \leq c_{ij}^+ \quad \text{if } d_{ij} - \lambda_i + \lambda_j = 0. \quad (2)$$

**Theorem 11.1** *If  $(x_{ij})$  is a feasible circulation and there exists  $\lambda$  such that  $(x_{ij}), \lambda$  satisfy conditions (1) and (2) above, then  $(x_{ij})$  is a minimal cost circulation.*

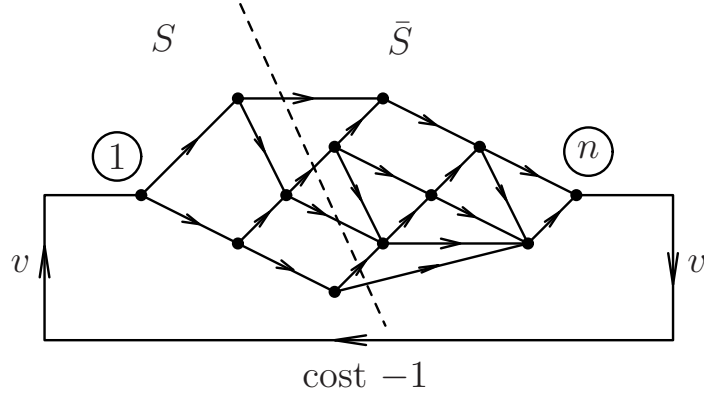
Proof. Apply the Lagrangian sufficiency theorem. ■

**Definition 11.1** *The Lagrange multipliers  $\lambda_i$  are usually known as **node numbers** or **potentials** in network problems.*

**Definition 11.2**  $\lambda_i - \lambda_j$  is known as the **tension** in the arc  $(i, j)$ .

## 11.2 Max-flow as a minimum cost circulation problem

The maximal flow problem we studied earlier can be set up as a minimal cost circulation problem. For each arc in the network we assign a capacity constraint  $0 \leq x_{ij} \leq c_{ij}^+$  and all cost  $d_{ij} = 0$ . Add an arc from node  $n$  to 1 with no capacity constraint and cost  $-1$ .



The cost of the circulation is  $-v$ , so minimizing  $-v$  is the same as maximizing  $v$ . Let us seek node numbers  $\lambda_i$  which will satisfy optimality for this problem. Since arc  $(n, 1)$  has no capacity constraints, for a finite optimum we will require

$$d_{n1} - \lambda_n + \lambda_1 = 0 \implies \lambda_1 = \lambda_n + 1.$$

Let us set  $\lambda_n = 0$ ,  $\lambda_1 = 1$ . (Since it is only the differences in the  $\lambda$ s that matter, we can pick one arbitrarily.) Let  $(S, \bar{S})$  be a minimal cut. Assign  $\lambda_i = 1$  for  $i \in S$  and  $\lambda_i = 0$  for  $i \in \bar{S}$ . Now check that

- (a) For  $i, j \in S$  or  $i, j \in \bar{S} \implies d_{ij} - \lambda_i + \lambda_j = 0$  so  $x_{ij}$  can take any feasible value.
- (b) For  $i \in S, j \in \bar{S}$  we have

$$d_{ij} - \lambda_i + \lambda_j = 0 - 1 + 0 = -1 \implies x_{ij} = c_{ij}^+.$$

- (c) For  $i \in \bar{S}, j \in S$  we have

$$d_{ij} - \lambda_i + \lambda_j = 0 - 0 + 1 = 1 \implies x_{ij} = 0.$$

But conditions (a)–(c) are precisely those satisfied by a maximal flow and minimal cut.

If we like, we can say that the Ford-Fulkerson algorithm in looking for a cut is trying to find node numbers and a flow to satisfy optimality conditions.

### Remark

In many problems it is natural to take  $c_{ij}^- = 0$ ,  $c_{ij}^+ = \infty$ . In this case we will achieve a finite optimum only if  $d_{ij} - \lambda_i + \lambda_j \geq 0$  for each arc.

**Theorem 11.2** For a minimal cost circulation problem with capacity constraints  $0 \leq x_{ij} < \infty$  on each arc  $(i, j)$ , if we have a feasible circulation  $(x_{ij})$  and node numbers  $\lambda_i$  such that

$$d_{ij} - \lambda_i + \lambda_j \geq 0, \text{ each } (i, j), \text{ and}$$

$$x_{ij} = 0 \text{ if } d_{ij} - \lambda_i + \lambda_j > 0,$$

then  $(x_{ij})$  is optimal.

Proof. Apply the Lagrangian sufficiency theorem. ■

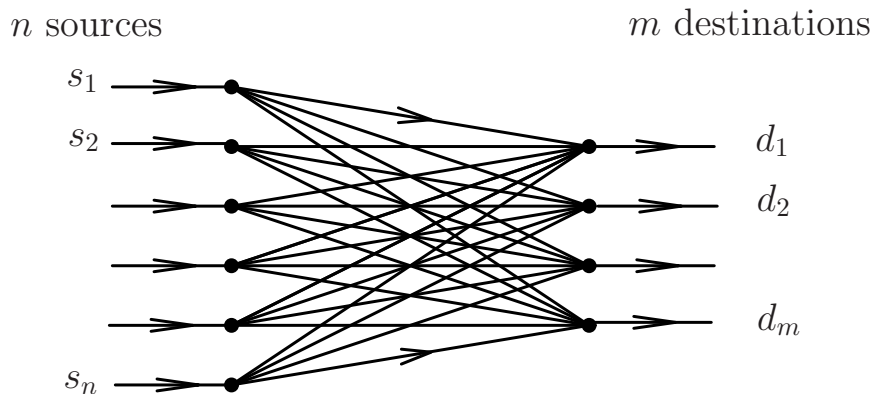
Note: The optimality conditions imply  $(d_{ij} - \lambda_i + \lambda_j)x_{ij} = 0$  in this case (complementary slackness).

### 11.3 The transportation problem

Consider a network representing the problem of a supplier who has  $n$  supply depots from which goods must be shipped to  $m$  destinations. We assume there are quantities  $s_1, \dots, s_n$  of the goods at depots  $\{S_1, \dots, S_n\}$  and that the demands at destinations  $\{D_1, \dots, D_m\}$  are given by  $d_1, \dots, d_m$ . We also assume that  $\sum_i s_i = \sum_j d_j$  so that total supply = total demand. Any amount of goods may be taken directly from source  $i$  to destination  $j$  at a cost of  $d_{ij}$  ( $i = 1, \dots, n; j = 1, \dots, m$ ) per unit. One formulation of the problem is

$$\begin{aligned} & \text{minimize } \sum_{ij} d_{ij}x_{ij} \\ & \text{subject to } \sum_j x_{ij} = s_i \text{ each } i, \quad \sum_i x_{ij} = d_j \text{ each } j \\ & \text{with } x_{ij} \geq 0 \text{ each } i, j \end{aligned}$$

Here  $x_{ij}$  is the flow from  $S_i$  to  $D_j$ . The network looks like:



with arcs  $(i, j)$ ,  $0 \leq x_{ij} < \infty$ , and cost  $d_{ij}$  per unit flow.

The Lagrangian for the problem can be written

$$L(x, \lambda, \mu) = \sum_{ij} d_{ij}x_{ij} - \sum_i \lambda_i \left( \sum_j x_{ij} - s_i \right) + \sum_j \mu_j \left( \sum_i x_{ij} - d_j \right),$$

where we label Lagrange multipliers (node numbers)  $\lambda_i$  for sources and  $\mu_j$  for destinations. (We choose the sign of  $\mu_j$  in this apparently unusual way to be consistent with our previous treatment. The demands  $d_j$  at the destination are really negative supplies.) Rearranging,

$$L(x, \lambda, \mu) = \sum_{ij} (d_{ij} - \lambda_i + \mu_j)x_{ij} + \sum_i \lambda_i s_i - \sum_j \mu_j d_j.$$

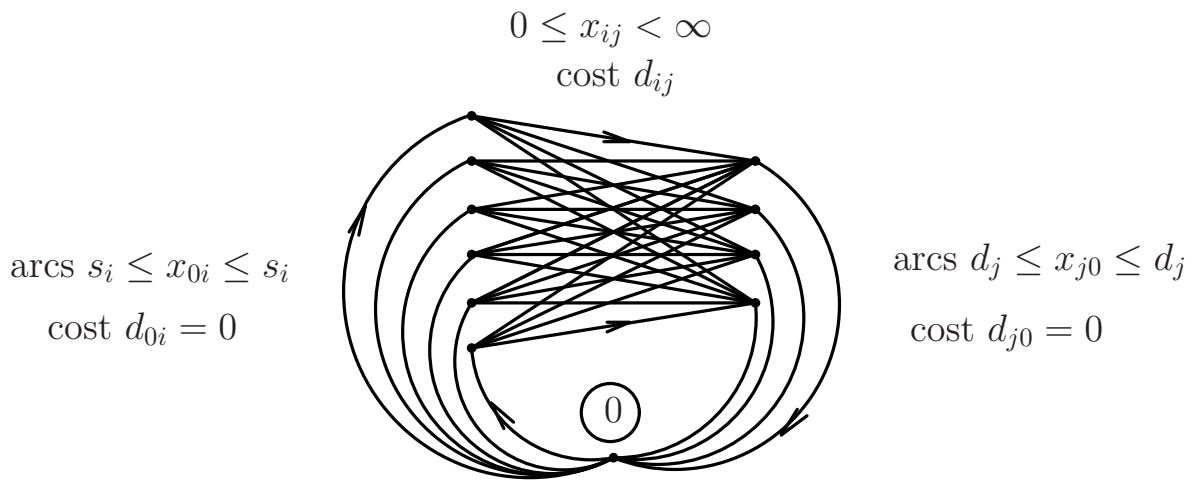
This will have a finite minimum in  $x_{ij} \geq 0$ , and the minimum occurs with  $(d_{ij} - \lambda_i + \mu_j)x_{ij} = 0$  on each arc. Thus the Lagrangian sufficiency theorem give the same optimality conditions as before.

**Theorem 11.3** *A flow  $x_{ij}$  is optimal for the transportation problem if  $\exists \lambda_i, \mu_j$  such that  $d_{ij} - \lambda_i + \mu_j \geq 0$  each  $(i, j)$  and  $(d_{ij} - \lambda_i + \mu_j)x_{ij} = 0$ .*

Proof. The Lagrangian sufficiency theorem applies. ■

**Remark**

It is no surprise that the same optimality conditions appear as in the minimal cost circulation problem. If we augment the transportation network by connecting all sources and all destinations to a common ‘artificial node’ by arcs where the flow is constrained to be exactly that which is required (and zero cost) we obtain the same problem as in minimal cost circulation form.



The optimality conditions on the extra arcs are automatically satisfied by a feasible flow since  $x_{j0} = d_j$ ,  $x_{0i} = s_i$  regardless of node numbers.

## 12 Transportation and Transshipment Problems

### 12.1 The transportation algorithm

1. Set out the supplies and costs in a table as below

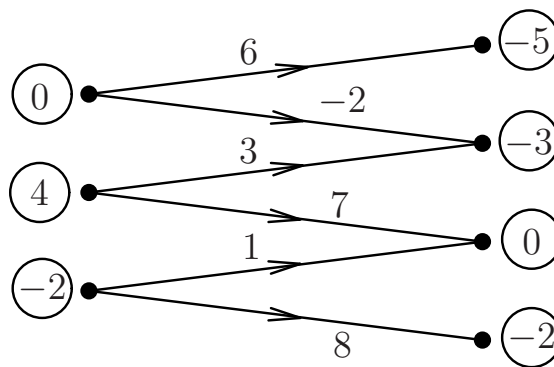
	$D_1$	$D_2$	$D_3$	$D_4$	$s_i$
$S_1$	5	3	4	6	8
$S_2$	2	7	4	1	10
$S_3$	5	6	2	4	9
$d_j$	6	5	8	8	27

2. Allocate an initial feasible flow (by North-West corner rule or any other sensible method). NW corner rule says start at top left corner and dispose of supplies and fulfill demands in order  $i, j$  increasing. In our case we get

6	2		
	3	7	
		1	8

In the absence of degeneracy (which we assume) we will obtain  $(m + n - 1)$  non-zero entries in a 'stair-case' arrangement.

**Remark.** In our network picture we have constructed a feasible flow on a **spanning tree** of  $m + n - 1$  arcs connecting  $n$  sources and  $m$  destinations.



A set of arcs is spanning if it connects all nodes. It is a **tree** if it contains no circuits. A spanning tree is the equivalent of a basic solution for this problem.

3. For optimality we require  $d_{ij} - \lambda_i + \mu_j = 0$  on any arc with non-zero flow. Set  $\lambda_1 = 0$  (arbitrarily) and then compute the remaining  $\lambda_i, \mu_j$  by using  $d_{ij} - \lambda_i + \mu_j = 0$

on arcs for which  $x_{ij} > 0$ . On the table we have

$\lambda_i \setminus \mu_j$	-5	-3	0	-2
0	6 5	2 3	4	6
4	2	3 7	7 4	1
2	5	6	1 2	8 4

The node numbers are also shown on the network version above. With non-zero flows forming a spanning tree we will always be able to compute uniquely all node numbers given one of them.

4. We now compute  $d_{ij} - \lambda_i + \mu_j$  for all the remaining boxes (arcs). We obtain

0	0	4	4
-7	0	0	-5
-2	1	0	0

which can be written elsewhere in the boxes if desired.

5. If all  $d_{ij} - \lambda_i + \mu_j \geq 0$ , then the flow is optimal. Stop.
6. If not, (e.g.,  $i = 2, j = 1$  gives  $-7$ ) we attempt to increase the flow in arc  $(i, j)$  for some  $(i, j)$  such that  $d_{ij} - \lambda_i + \mu_j < 0$ . We seek an adjustment of  $+\epsilon$  to the flow in arc  $(i, j)$  which keeps the solution feasible (and therefore preserves total supplies and demands). In our case we do this by

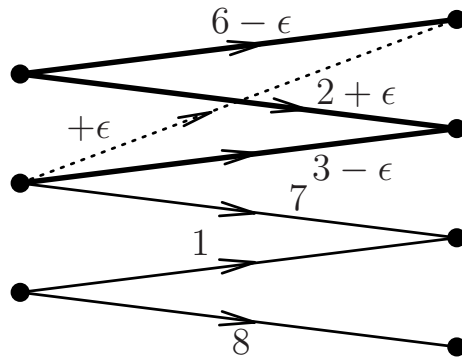
$6 - \epsilon$	$2 + \epsilon$	0	0
$+\epsilon$	$3 - \epsilon$	7	0
0	0	1	8

and pick  $\epsilon$  as large as possible (without any flow going negative) to obtain the new flow (for  $\epsilon = 3$ ) of

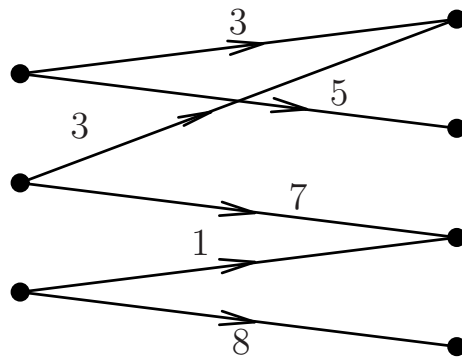
3	5	0	0
3	0	7	0
0	0	1	8

There is only one way to do this in a non-degenerate problem. The operation is perhaps clearer in the network picture.





We attempt to increase flow in the dotted arc. Adding an arc to a spanning tree creates a circuit. Increase flow around the circuit until one arc drops out, leaving a new spanning tree. The new solution is



7. Now return to step 3 and recompute node numbers.

In our example we obtain  $\lambda_i = 0, -3, -5$  and  $\mu_j = -5, -3, -7, -9$  at the next stage. The expression  $d_{ij} - \lambda_i + \mu_j < 0$  for  $(i, j) = (1, 3), (2, 4)$  and  $(1, 4)$ . Increase the flow in  $(2, 4)$  by 7 to obtain the new flow below. This is now optimal. (Check!)

3	5	0	0
3	0	0	7
0	0	8	1

**Remark.** The route around which you may need to alter flows can be quite complicated though it is always clear how you should do it. For example, had we tried to increase the flow in arc  $(3, 1)$  instead of  $(2, 1)$  at step 5 we would have obtained

$6 - \epsilon$	$2 + \epsilon$	0	0
0	$3 - \epsilon$	$7 + \epsilon$	0
$+\epsilon$	0	$1 - \epsilon$	8

and  $\epsilon = 1$ . Try this out on a picture of the network and complete the algorithm from this position.

To summarise:

1. Pick initial feasible solution with  $m + n - 1$  non-zero flows (NW corner rule).
2. Set  $\lambda_1 = 0$  and compute  $\lambda_i, \mu_j$  using  $d_{ij} - \lambda_i + \mu_j = 0$  on arcs with non-zero flows.
3. If  $d_{ij} - \lambda_i + \mu_j \geq 0$  for all  $(i, j)$  then flow is optimal.
4. If not, pick  $(i, j)$  for which  $d_{ij} - \lambda_i + \mu_j < 0$ .
5. Increase flow in arc  $(i, j)$  by as much as possible without making the flow in any other arc negative. Return to 2.

## 12.2 \*Simplex-on-a-graph\*

The transportation algorithm can easily be generalised to a problem of minimizing costs in a general network with constraints  $0 \leq x_{ij} < \infty$  on each arc and flows  $b_i$  into the network at each  $i$  (though it is hard to keep track of all the numbers by hand). Here we don't label sources and destinations separately, but do allow  $b_i \geq 0$  and  $b_i \leq 0$ . Clearly,  $\sum_i b_i = 0$  for conservation of flow. The **simplex-on-a-graph algorithm** solves this problem in an identical fashion to the transportation algorithm. Once again a basic solution is a spanning tree of non-zero flow arcs.

1. Pick an initial basic feasible solution. Obtain  $n - 1$  non-zero flow arcs.
2. Set  $\lambda_1 = 0$  and compute  $\lambda_i$  on other nodes using  $d_{ij} - \lambda_i + \lambda_j = 0$  on arcs of the spanning tree.
3. Compute  $d_{ij} - \lambda_i + \lambda_j$  for other arcs. If all these are  $\geq 0$  then optimal. If not, pick  $(i, j)$  such that  $d_{ij} - \lambda_i + \lambda_j < 0$ .
4. Add arc  $(i, j)$  to the tree. This creates a circuit. Increase flow around the circuit (in direction of arc  $(i, j)$ ) until one non-zero flow drops to zero and a new basic solution is created. Return to 2.

If it is hard to find an initial basic solution then there is a two-phase version of the algorithm (just as for the ordinary simplex algorithm).

**Phase I.** Add artificial node 0 with arcs from all nodes with  $b_i > 0$  and to all nodes with  $b_i < 0$ . For Phase I objective put costs of 1 on all arcs to and from node 0 and costs 0 elsewhere in the network. The initial basic solution for Phase I is the spanning tree consisting of the node 0 and all arcs joining it to the original nodes.

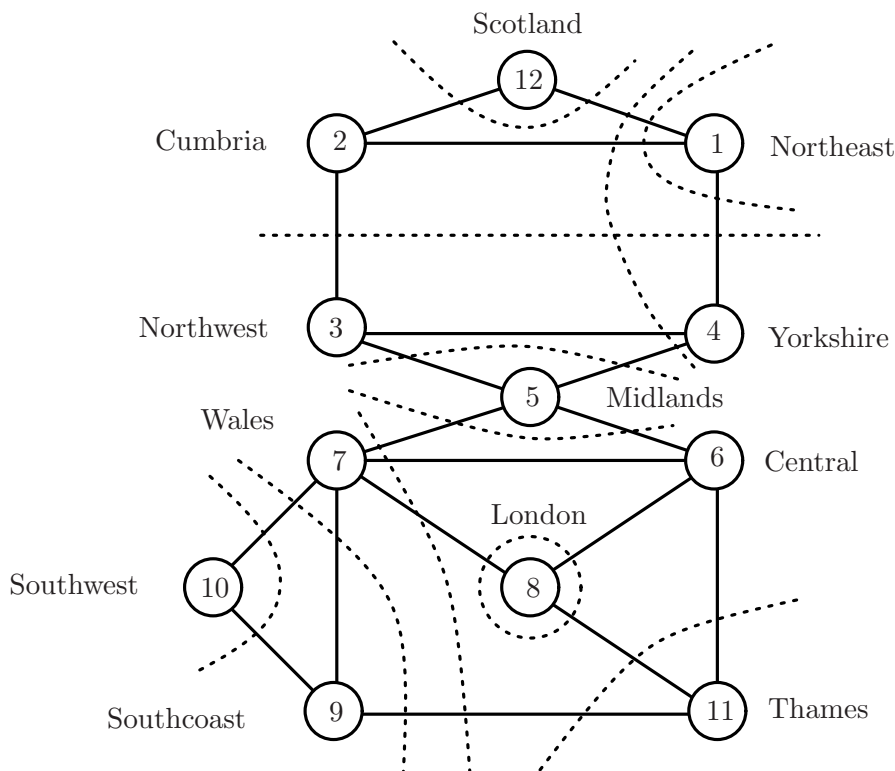
At the end of Phase I (if the original problem was feasible) you will have reduced the Phase I cost to 0 (no flow in arcs to or from node 0), so have a basic solution (Spanning tree solution) for the original problem.

**Phase II.** Solve the original problem using the initial solution found by Phase I.

There are several applications of the network theory to problems of graph theory and operations research on the further examples sheet.

### 12.3 Example: optimal power generation and distribution

The following real-life problem can be solved by the simplex-on-a-graph algorithm.



The demand for electricity at node  $i$  is  $d_i$ . Node  $i$  has  $k_i$  generators, that can generate electricity at costs of  $a_{i1}, \dots, a_{ik_i}$ , up to amounts  $b_{i1}, \dots, b_{ik_i}$ . There are  $n = 12$  nodes and 351 generators in all. The capacity for transmission from node  $i$  to  $j$  is  $c_{ij}$  ( $= c_{ji}$ ).

Let  $x_{ij}$  = amount of electricity carried  $i \rightarrow j$  and let  $y_{ij}$  = amount of electricity generated by generator  $j$  at node  $i$ . The LP is

$$\begin{aligned}
 & \text{minimize } \sum_{ij} a_{ij} y_{ij} \\
 & \text{subject to } \sum_j y_{ij} - \sum_j x_{ij} + \sum_j x_{ji} = d_i, \quad i = 1, \dots, 12, \\
 & \quad \quad \quad 0 \leq x_{ij} \leq c_{ij}, \quad 0 \leq y_{ij} \leq b_{ij}.
 \end{aligned}$$

In addition, there are constraints on the maximum amount of power that may be shipped across the cuts shown by the dotted lines in the diagram.