

Natural Language Processing with Transformers

2023–24

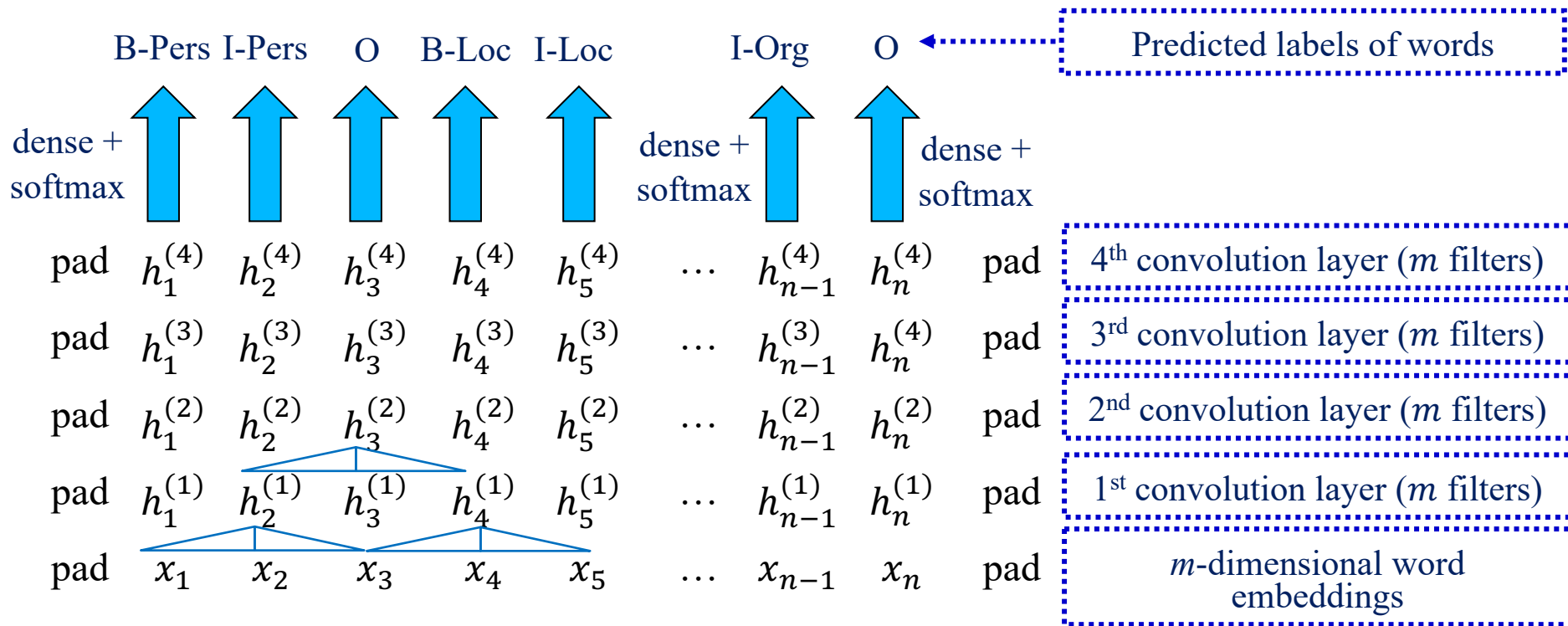
Ion Androutsopoulos

<http://www.aueb.gr/users/ion/>

Contents

- Transformer encoders and decoders.
- Pre-trained Transformers and Large Language Models (LLMs), BERT, SMITH, BART, T5, GPT-3, InstructGPT, ChatGPT, fine-tuning them, prompting them.
- Retrieval augmented generation (RAG), LLMs with tools.
- Data augmentation for NLP.

Reminder: CNNs for token classification



$$h_i^{(1)} = \text{ReLU}(W^{(1)}[x_{i-1}; x_i; x_{i+1}] + b^{(1)}) + x_i \in \mathbb{R}^{m \times 1}$$

$$h_i^{(j)} = \text{ReLU}(W^{(j)}[h_{i-1}^{(j-1)}; h_i^{(j-1)}; h_{i+1}^{(j-1)}] + b^{(j)}) + h_i^{(j-1)} \in \mathbb{R}^{m \times 1}$$

Transformers for token classification

$$\begin{array}{cccccccc} h_1^{(4)} & h_2^{(4)} & h_3^{(4)} & h_4^{(4)} & h_5^{(4)} & \dots & h_{n-1}^{(4)} & h_n^{(4)} \\ h_1^{(3)} & h_2^{(3)} & h_3^{(3)} & h_4^{(3)} & h_5^{(3)} & \dots & h_{n-1}^{(3)} & h_n^{(3)} \\ h_1^{(2)} & h_2^{(2)} & h_3^{(2)} & h_4^{(2)} & h_5^{(2)} & \dots & h_{n-1}^{(2)} & h_n^{(2)} \\ h_1^{(1)} & h_2^{(1)} & h_3^{(1)} & h_4^{(1)} & h_5^{(1)} & \dots & h_{n-1}^{(1)} & h_n^{(1)} \\ \hline x_1 & x_2 & x_3 & x_4 & x_5 & \dots & x_{n-1} & x_n \end{array}$$

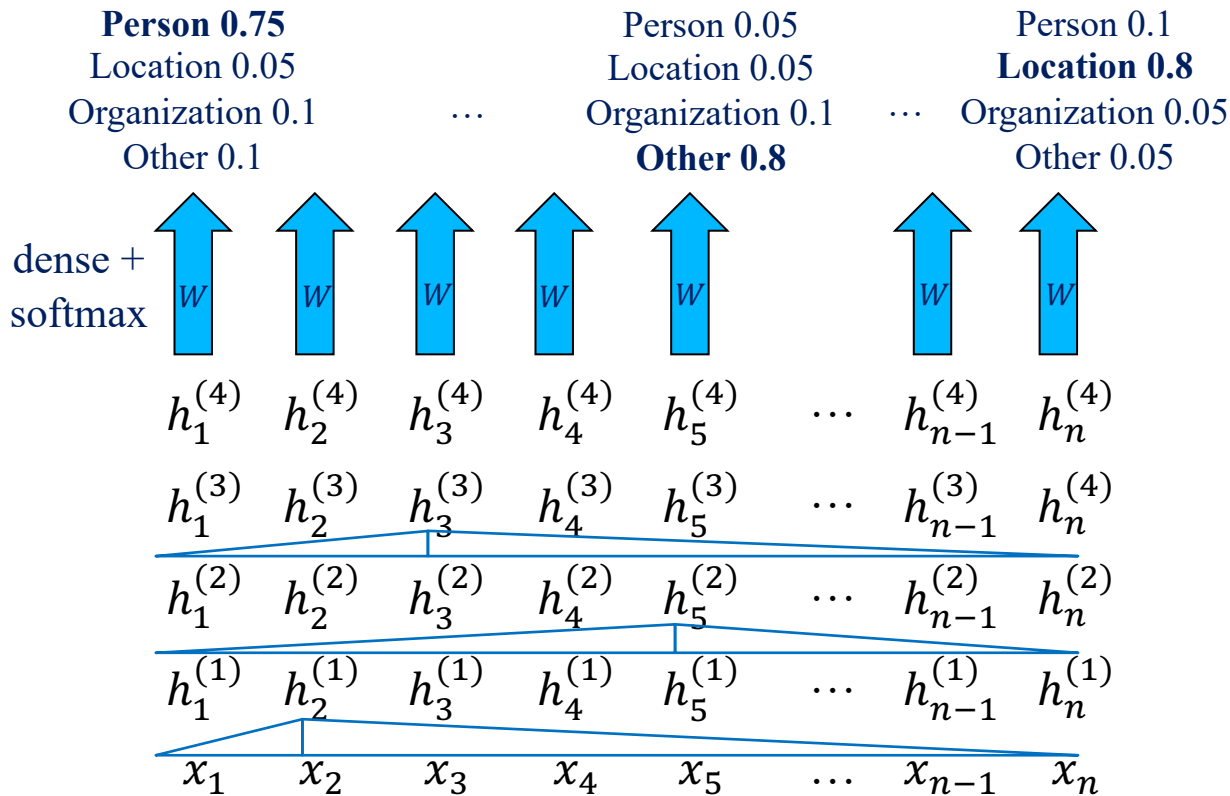
*a*_{2,1} *a*_{2,2} *a*_{2,n}

Initial m -dimensional word embeddings

$$h_i^{(1)} = \text{MLP}^{(1)} \left(\sum_{r=1}^n a_{i,r}^{(1)} x_r \right) \in \mathbb{R}^m$$

To produce the **revised embedding for the i -th word** of a text, we **sum all the original embeddings** of the words of the text, but **weighted by attention scores**.

Transformers for token classification



Predicted labels of words

Compare to the correct predictions and **adjust the weights** of the **entire neural net**, including the bottom word (token) embeddings, which are randomly initialized.

Initial m -dimensional word embeddings

To produce the **revised embedding** for the **i -th word** of a text, we **sum all the original embeddings** of the words of the text, but **weighted by attention scores**.

$$h_i^{(1)} = \text{MLP}^{(1)} \left(\sum_{r=1}^n a_{i,r}^{(1)} x_r \right) \in \mathbb{R}^m$$

$$h_i^{(j)} = \text{MLP}^{(j)} \left(\sum_{r=1}^n a_{i,r}^{(j)} h_r^{(j-1)} \right) \in \mathbb{R}^m$$

Transformers for text classification

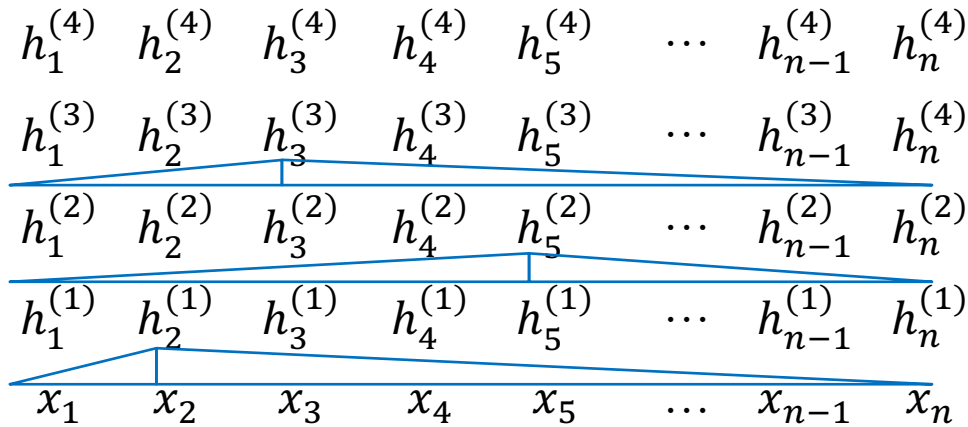
$$h^{max} = \left\langle \max(h_{*,1}^{(4)}), \max(h_{*,2}^{(4)}), \dots, \max(h_{*,m}^{(4)}) \right\rangle^T \in \mathbb{R}^m$$

↑ global max pooling
(max of each dimension)

Vector representing the entire text. We pass it through a dense layer and softmax (or MLP) to obtain a probability per class.

Compare to the correct predictions and adjust the weights of the entire net.

Initial m -dimensional word embeddings

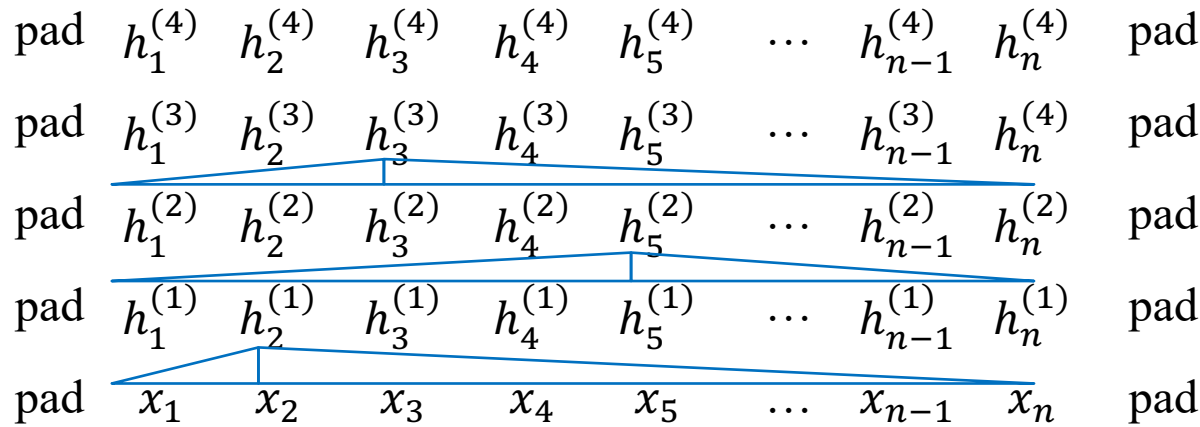


$$h_i^{(1)} = \text{MLP}^{(1)} \left(\sum_{r=1}^n a_{i,r}^{(1)} x_r \right) \in \mathbb{R}^m$$

$$h_i^{(j)} = \text{MLP}^{(j)} \left(\sum_{r=1}^n a_{i,r}^{(j)} h_r^{(j-1)} \right) \in \mathbb{R}^m$$

Without the MLP (or at least a dense layer), each dimension of $h_i^{(j)}$ would only depend on the corresponding dimensions of the $h_r^{(j-1)}$ vectors.

Query-Key-Value self-attention



$$\begin{aligned}
 h_i^{(1)} &= \text{MLP}^{(1)} \left(\sum_{r=1}^n a_{i,r}^{(1)} v_r^{(1)} \right) = \\
 &= \text{MLP}^{(1)} \left(\sum_{r=1}^n \text{softmax} \left(q_i^{(1)T} k_r^{(1)} \right) v_r^{(1)} \right) \in \mathbb{R}^{m \times 1}
 \end{aligned}$$

$$q_i^{(1)} = W^{Q,(1)} x_i$$

$$k_r^{(1)} = W^{K,(1)} x_r$$

$$v_r^{(1)} = W^{V,(1)} x_r$$

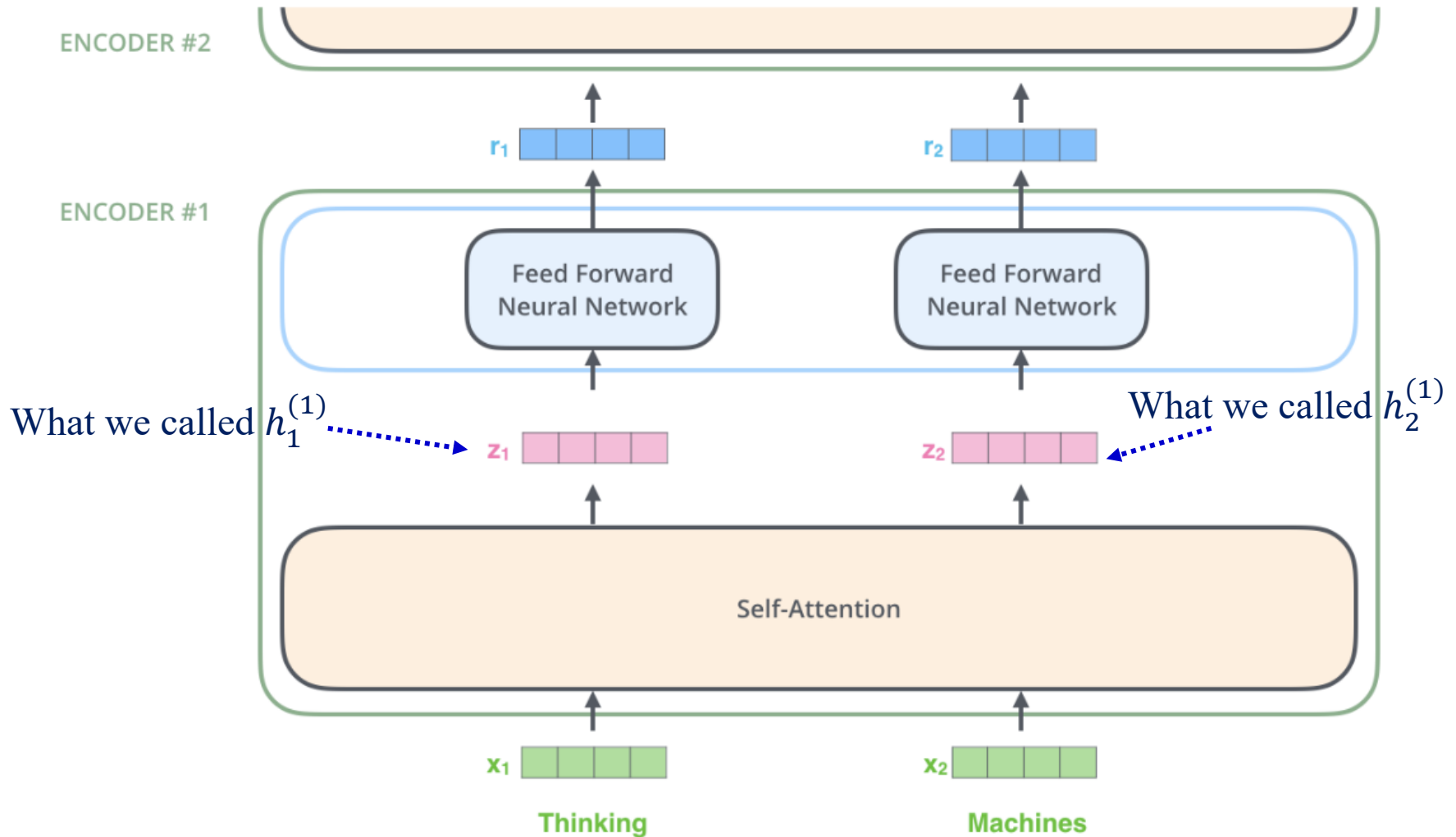
$$\begin{aligned}
 h_i^{(j)} &= \text{MLP}^{(j)} \left(\sum_{r=1}^n a_{i,r}^{(j)} v_r^{(j)} \right) = \\
 &= \text{MLP}^{(j)} \left(\sum_{r=1}^n \text{softmax} \left(q_i^{(j)T} k_r^{(j)} \right) v_r^{(j)} \right) \in \mathbb{R}^{m \times 1}
 \end{aligned}$$

$$q_i^{(j)} = W^{Q,(j)} h_i^{(j-1)}$$

$$k_r^{(j)} = W^{K,(j)} h_r^{(j-1)}$$

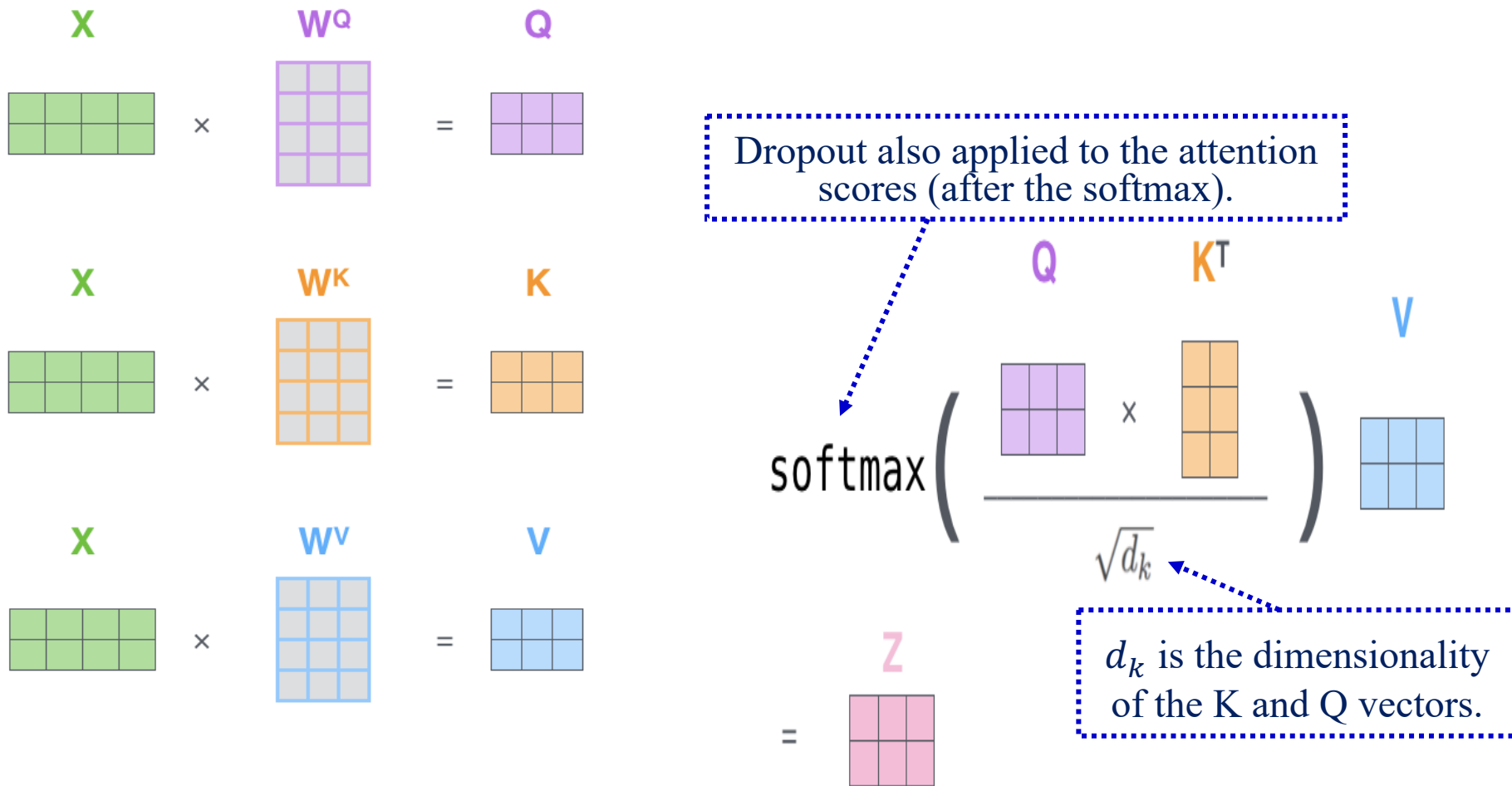
$$v_r^{(j)} = W^{V,(j)} h_r^{(j-1)}$$

Stacking Transformer Encoders



Figures from J. Alammari's "The Illustrated Transformer" (<https://jalammari.github.io/illustrated-transformer/>). Transformers paper: Vaswani et al., "Attention is All You Need", 2017 (<https://arxiv.org/abs/1706.03762>).

Query-Key-Value attention via matrices



Figures from J. Alammari's "The Illustrated Transformer"
(<https://jalammari.github.io/illustrated-transformer/>). Transformers paper: Vaswani et al.,
"Attention is All You Need", 2017 (<https://arxiv.org/abs/1706.03762>).

Multiple attention heads

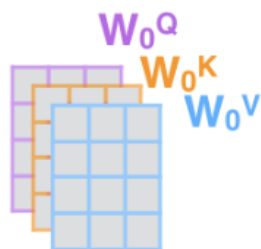
1) This is our input sentence*

Thinking
Machines

2) We embed each word*



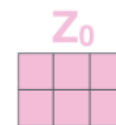
3) Split into 8 heads.
We multiply X or R with weight matrices



4) Calculate attention using the resulting $Q/K/V$ matrices

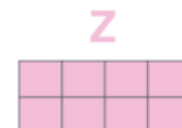
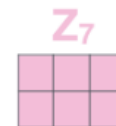
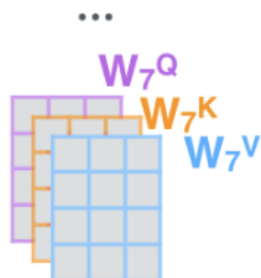
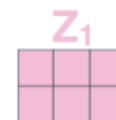
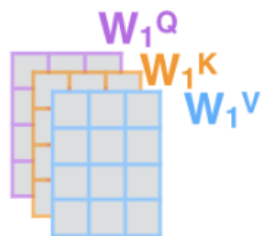


5) Concatenate the resulting Z matrices, then multiply with weight matrix W^O to produce the output of the layer



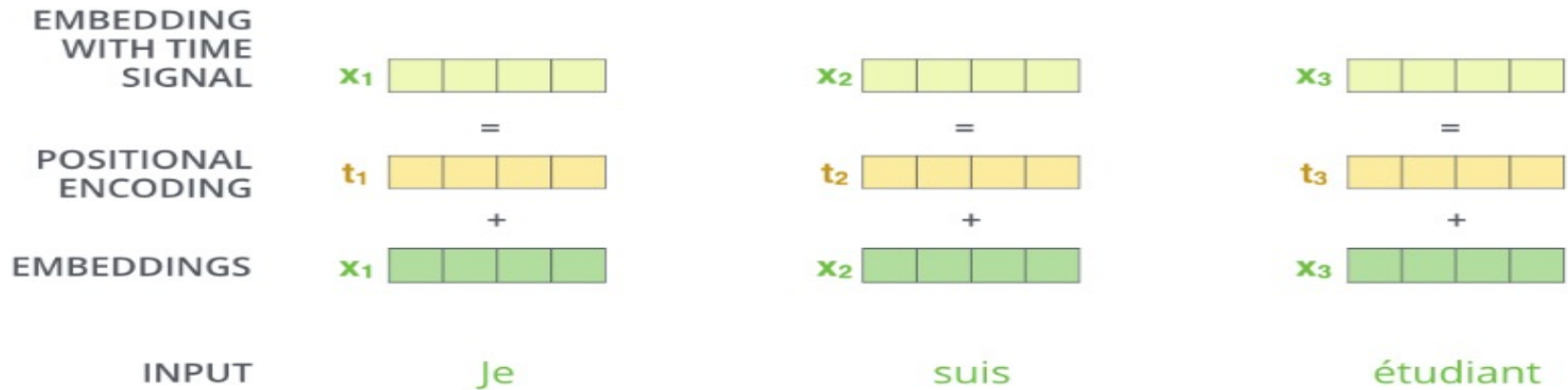
W^O useful even if the concatenated Z_0, \dots, Z_7 already have the right dimensions, to allow combinations of features from different heads.

* In all encoders other than #0, we don't need embedding. We start directly with the output of the encoder right below this one



Figures from J. Alammr's "The Illustrated Transformer"
(<https://jalammr.github.io/illustrated-transformer/>). Transformers paper: Vaswani et al.,
"Attention is All You Need", 2017 (<https://arxiv.org/abs/1706.03762>).

Positional encodings



Positional encodings needed to capture the **word order/positions**:

- **Without them**, Transformers are **unaware of word order**.
- **Sinusoid functions** used to produce them in the **original paper**.
- But can also be **position embeddings** learned during training.
 - Embedding of **position 1**, embedding of **position 2** etc.

Figures from J. Alammam's "The Illustrated Transformer"
(<https://jalammar.github.io/illustrated-transformer/>). Transformers paper: Vaswani et al.,
"Attention is All You Need", 2017 (<https://arxiv.org/abs/1706.03762>).

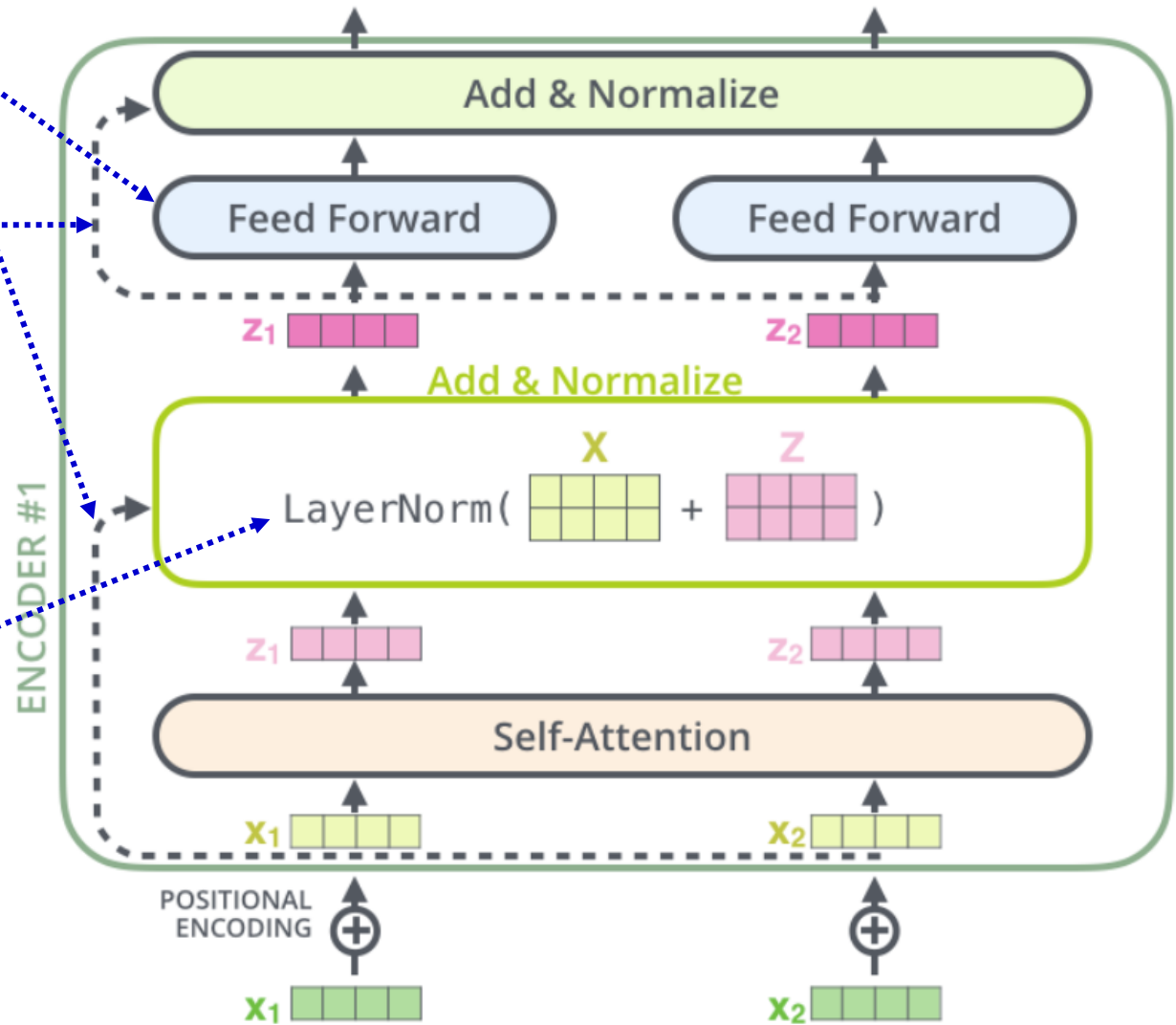
Complete Transformer encoder block

“Feed Forward”: the **same MLP** at all word positions

“Add”: **residual connections**

Layer Normalization (see Part 3). Here, we subtract from each cell $(X + Z)_{r,c}$ of $(X+Z)$ the mean μ_r of its row, divide by the std. dev σ_r of the row, and multiply by a learned column-specific parameter g_c .

Dropout applied to the output of the self-attention and feed forward sublayers (before adding the residual and normalizing), inside the feed forward net, and after adding positional embeddings.



Figures from J. Alammari's "The Illustrated Transformer"

(<https://jalammar.github.io/illustrated-transformer/>). Transformers paper: Vaswani et al., "Attention is All You Need", 2017 (<https://arxiv.org/abs/1706.03762>).

BERT – Pretraining to predict masked words

Use the output of the masked word's position to predict the masked word

Possible classes:
All English words

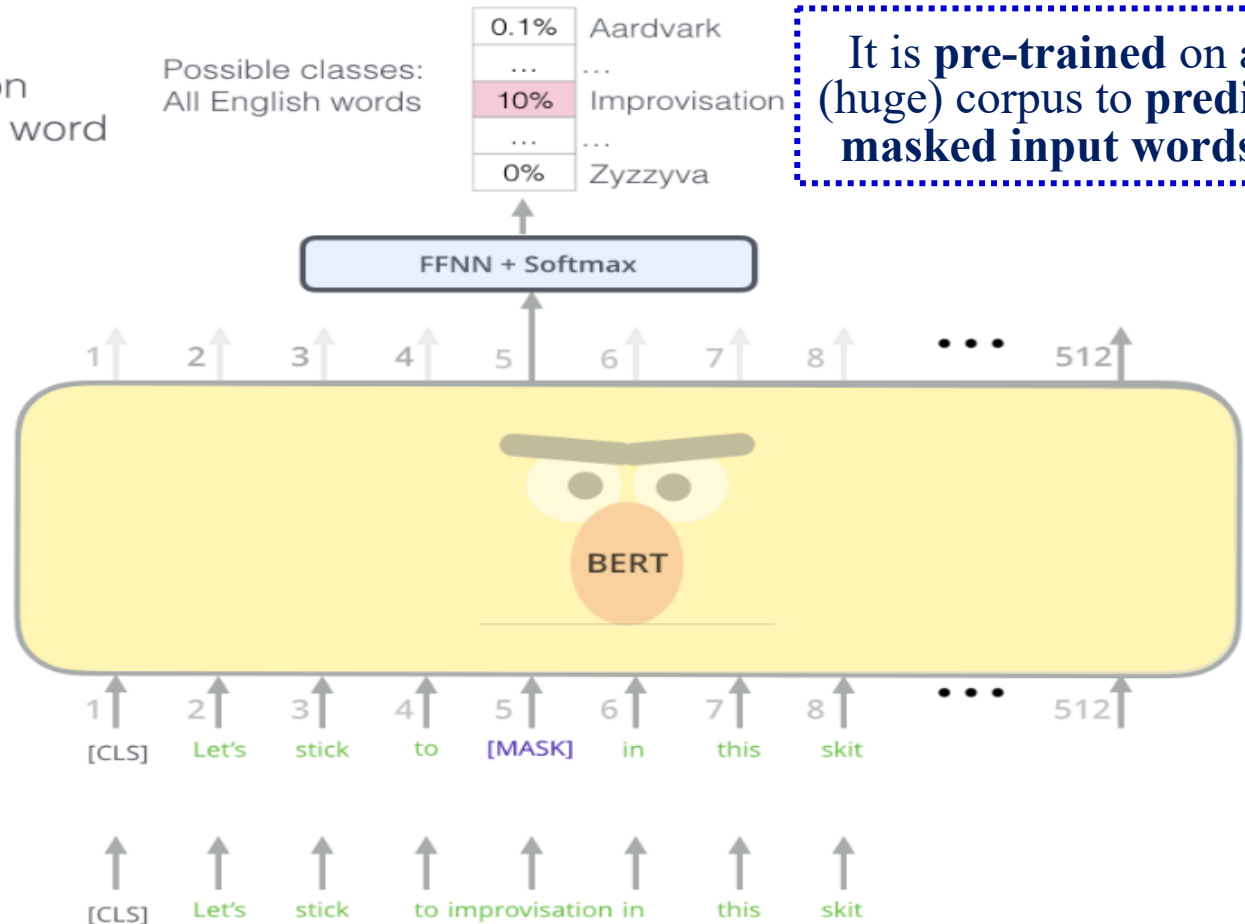
0.1%	Aardvark
...	...
10%	Improvisation
...	...
0%	Zyzyva

It is **pre-trained** on a (huge) corpus to **predict masked input words**.

BERT uses **stacked Transformer encoders** (instead of RNNs or CNNs) to turn each **sequence of input embeddings** to a **sequence of context aware embeddings**.

Randomly mask 15% of tokens

Input

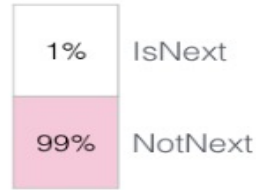


BERT's clever language modeling task masks 15% of words in the input and asks the model to predict the missing word.

Figures from J. Alammari's "The Illustrated BERT, ELMo, and co."
(<http://jalammari.github.io/illustrated-bert/>). BERT paper: Devlin et al., "BERT: Pre-training of Deep Bidirectional Transformers for Language Understanding", 2018
(<https://arxiv.org/abs/1810.04805>).

BERT – Pretraining to predict the next sentence

Predict likelihood that sentence B belongs after sentence A



It is also **pre-trained** on a (huge) corpus to **predict** if a **sentence** is indeed the **next one** or a **random sentence**.

FFNN + Softmax

In this case, we feed the **context-aware embedding** of the **[CLS]** token to a **binary classifier (MLP)**.

Tokenized Input



Input



The second task BERT is pre-trained on is a two-sentence classification task. The tokenization is oversimplified in this graphic as BERT actually uses WordPieces as tokens rather than words --- so some words are broken down into smaller chunks.

Figures from J. Alammr’s “The Illustrated BERT, ELMo, and co.” (<http://jalammr.github.io/illustrated-bert/>). BERT paper: Devlin et al., “BERT: Pre-training of Deep Bidirectional Transformers for Language Understanding”, 2018 (<https://arxiv.org/abs/1810.04805>).

BERT – Fine-tuning for sentence classification

We feed the **context-aware embedding** of the [CLS] token of each **sentence** to a **task-specific classifier** (e.g., MLP) that classifies the sentence (e.g., **Positive, Neutral, Negative** etc.)

Starting from the **pre-trained BERT**, we **jointly train BERT (further)** and the **task-specific classifier** on (possibly few) **task-specific training examples** (e.g., tweets + opinion labels).

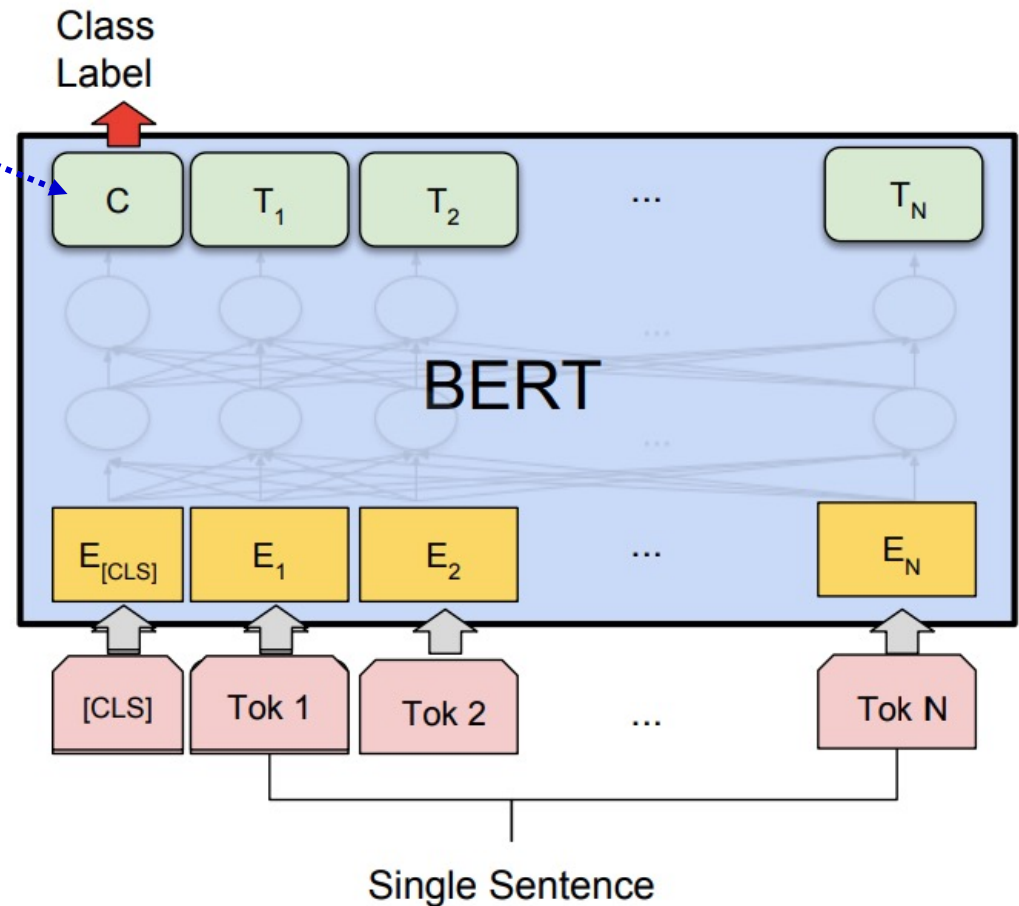


Figure from Devlin et al., “BERT: Pre-training of Deep Bidirectional Transformers for Language Understanding”, 2018 (<https://arxiv.org/abs/1810.04805>).

BERT – Fine-tuning for token classification

We feed the **context-aware embeddings** of the sentence's words to a **classifier** (e.g., MLP) that classifies them as **B-Per**, **I-Per**, **B-Org**, **I-Org**, ..., **Other**.

Starting from the **pre-trained BERT**, we **jointly train BERT (further)** and the **task-specific classifier** on (possibly few) **task-specific training examples** (manually labeled sentences).

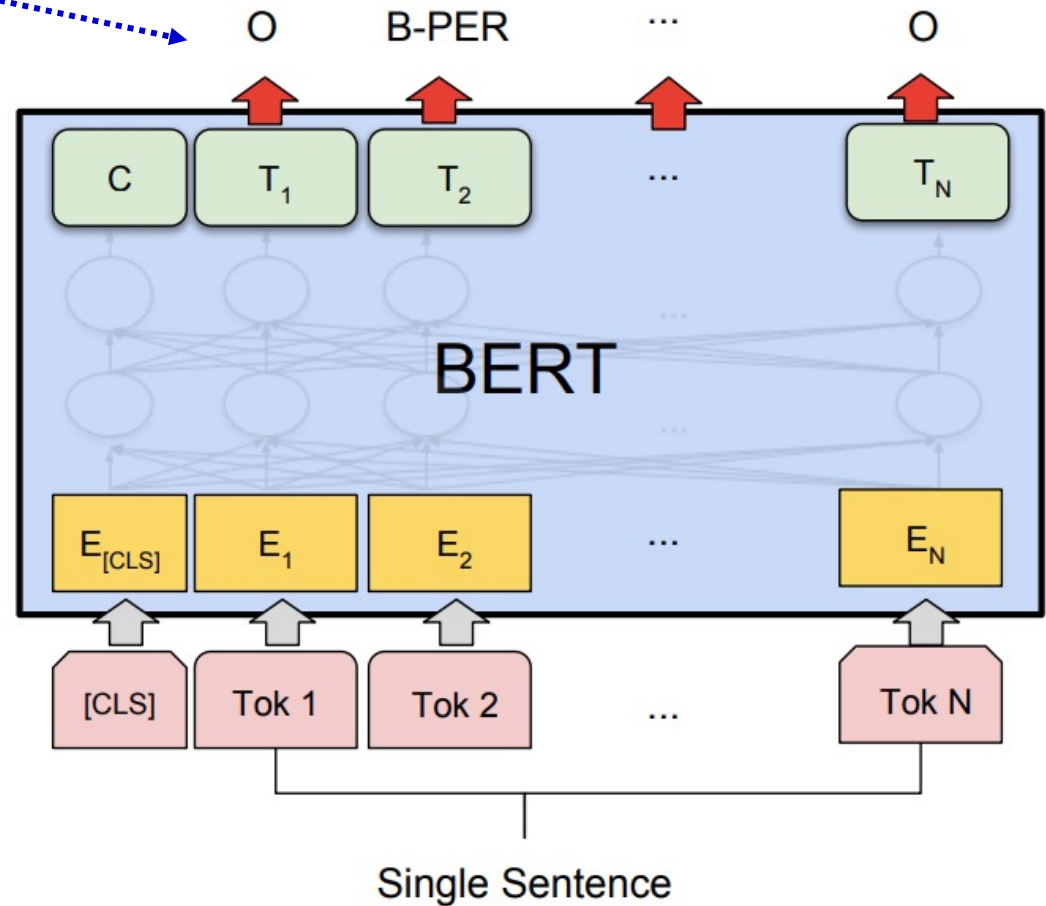


Figure from Devlin et al., “BERT: Pre-training of Deep Bidirectional Transformers for Language Understanding”, 2018 (<https://arxiv.org/abs/1810.04805>).

BERT – Fine-tuning for textual entailment

We feed the **context-aware embedding** of the [CLS] token of each **sentence pair** to a **task-specific classifier** (e.g., MLP) that classifies the pair as **Entailment**, **Contradiction**, **Neutral**. E.g., “Mary plays in the garden” entails “Mary is in the garden” but contradicts “Mary is asleep”.

Starting from the **pre-trained BERT**, we **jointly train BERT (further)** and the **task-specific classifier** on (possibly few) **task-specific training examples** (annotated sentence pairs).

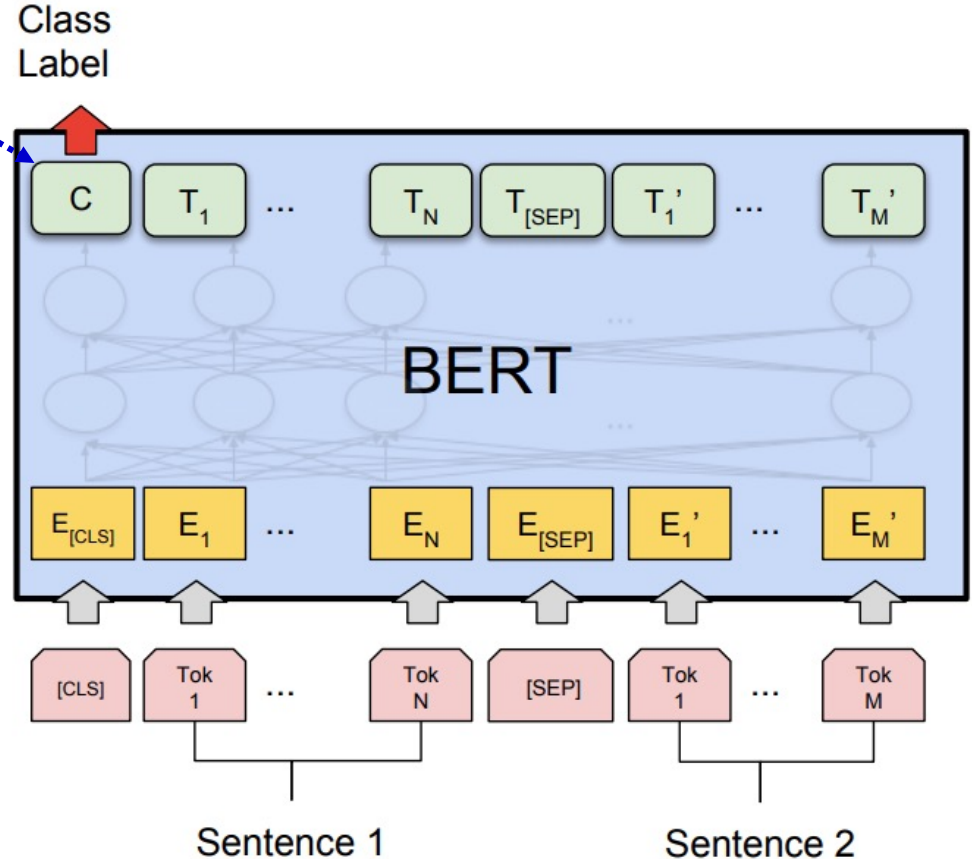


Figure from Devlin et al., “BERT: Pre-training of Deep Bidirectional Transformers for Language Understanding”, 2018 (<https://arxiv.org/abs/1810.04805>).

Machine Reading Comprehension (MRC)

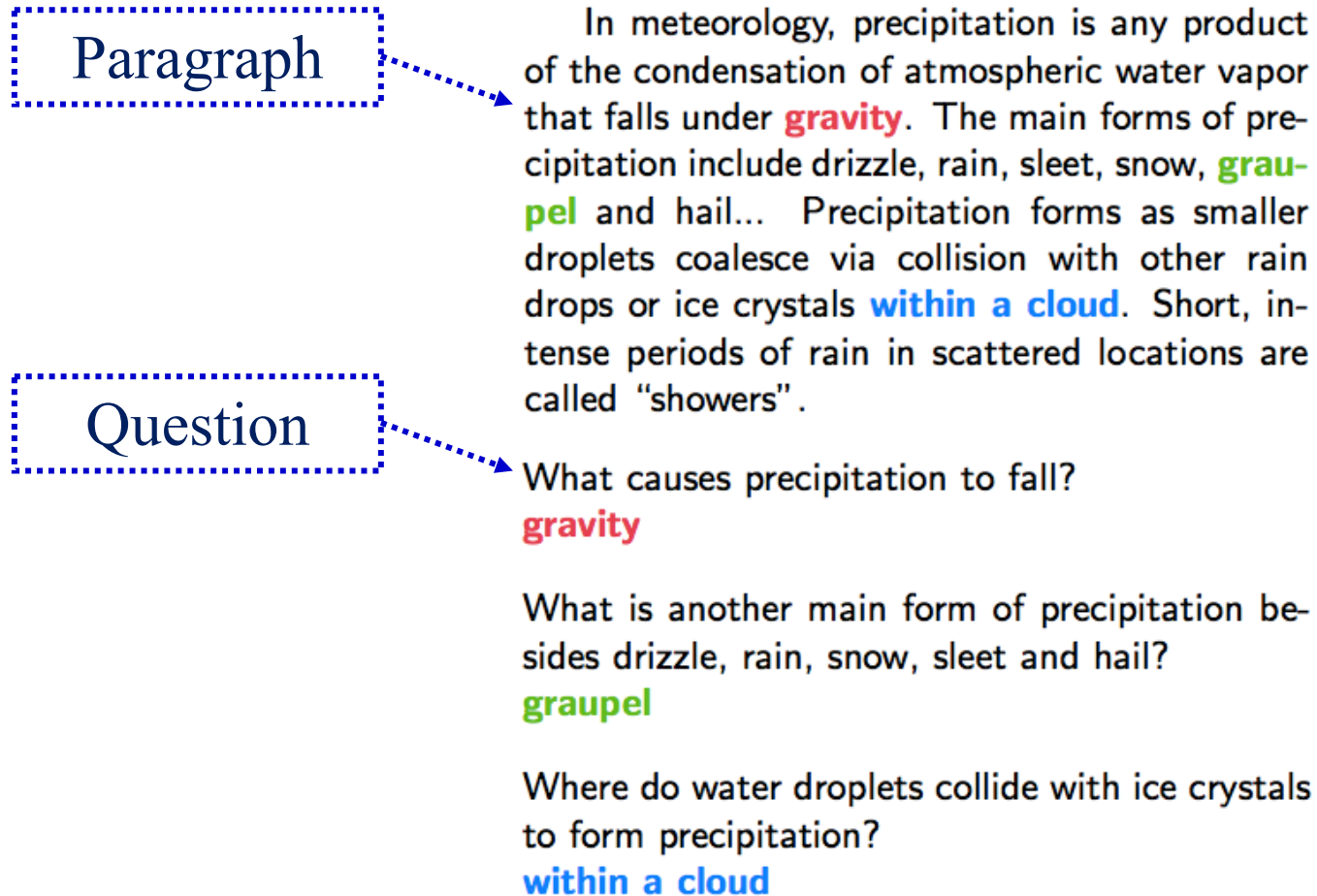


Figure from P. Rajpurkar et al., "SQuAD: 100,000+ Questions for Machine Comprehension of Text.", EMNLP 2016 (<https://aclweb.org/anthology/D16-1264>).

BERT – Fine-tuning for MRC

We feed the **context-aware embeddings** of the paragraph's words to a **classifier** (e.g., MLP) that classifies them as **Start-Answer, End-Answer, Other**.

Starting from the **pre-trained BERT**, we **jointly train BERT (further)** and the **task-specific classifier** on (possibly few) **task-specific training examples** (paragraph-question pairs).

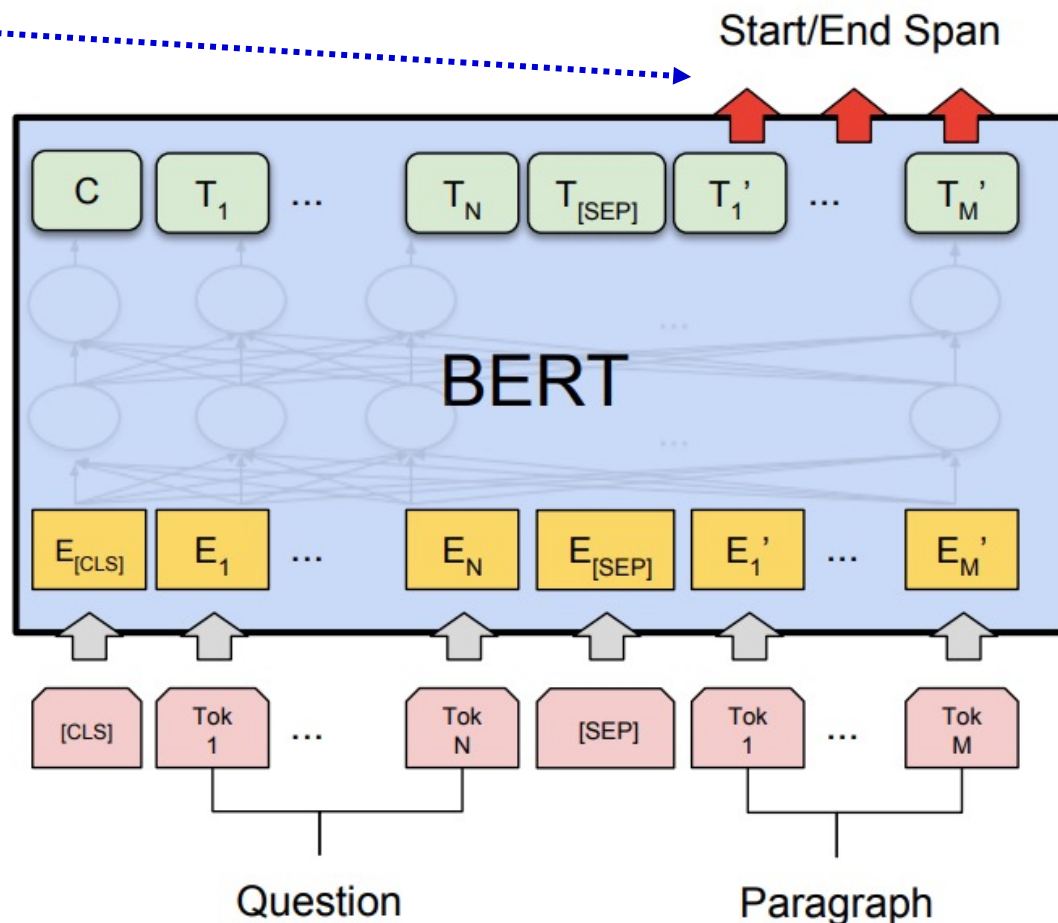


Figure from Devlin et al., “BERT: Pre-training of Deep Bidirectional Transformers for Language Understanding”, 2018 (<https://arxiv.org/abs/1810.04805>).

SMITH (hierarchical BERT)

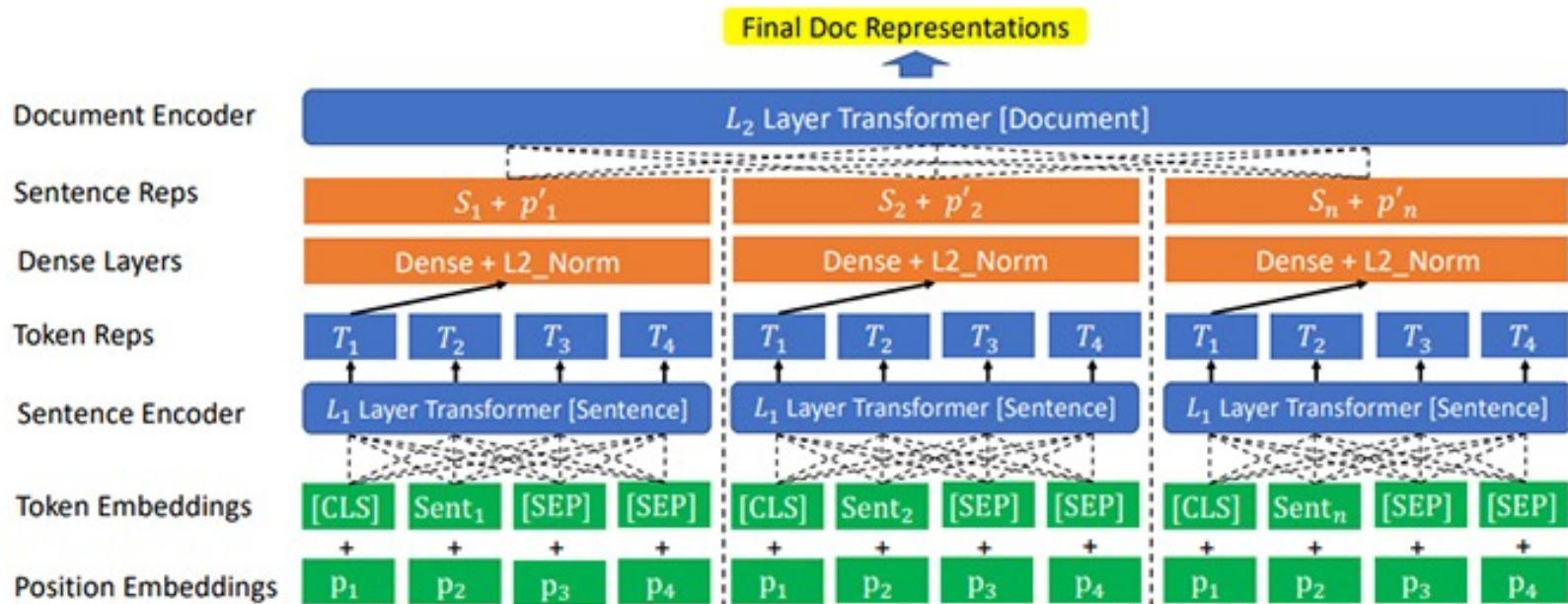
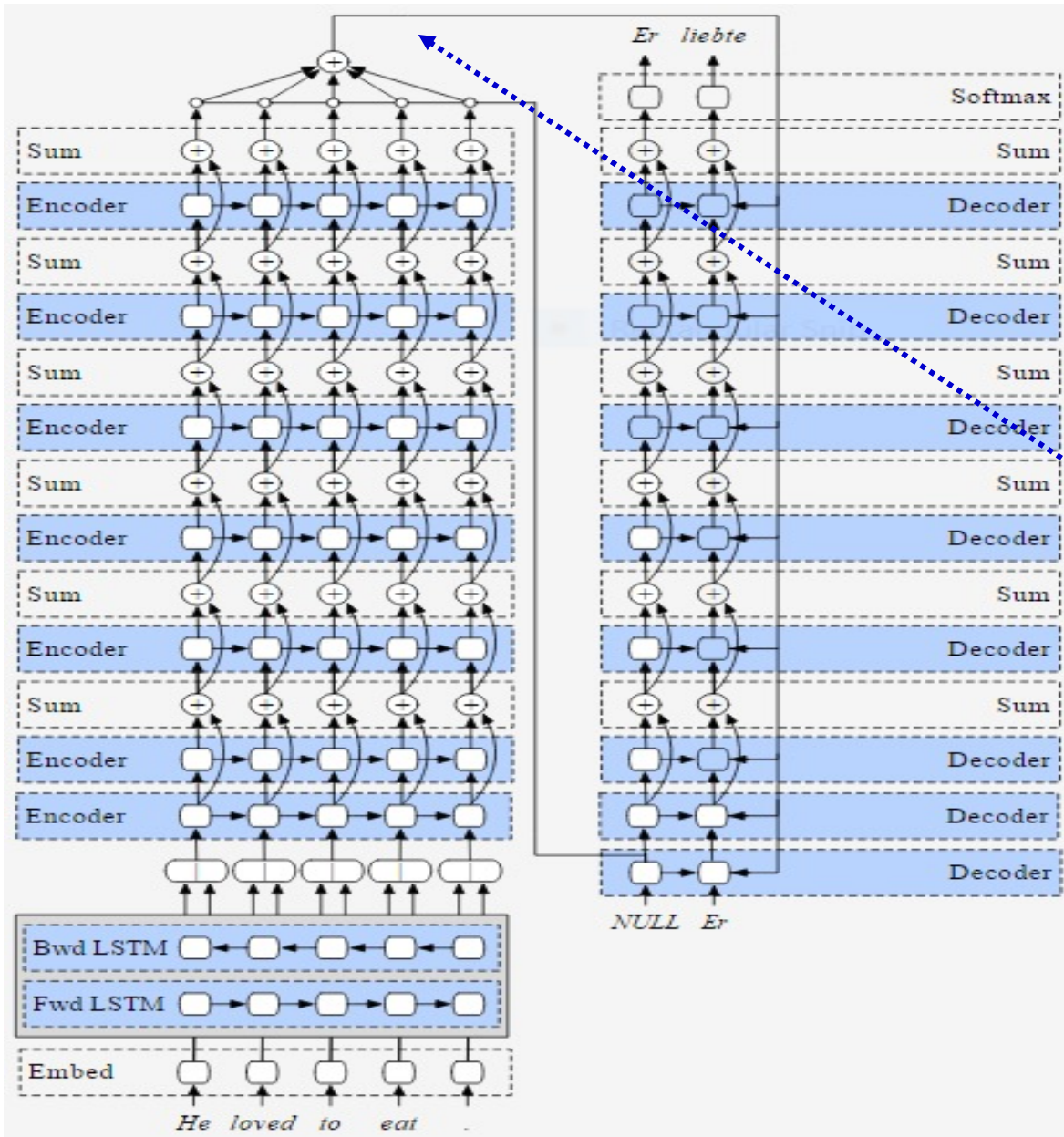


Figure from Yang et al., “Beyond 512 Tokens: Siamese Multi-depth Transformer-based Hierarchical Encoder for Long-Form Document Matching”, CIKM 2020 (<https://dl.acm.org/doi/10.1145/3340531.3411908>).

BERT variants for long documents include, for example, also **Longformer** (<https://arxiv.org/abs/2004.05150>) and **Big Bird** (<https://arxiv.org/abs/2007.14062>), which are not hierarchical, but use **sparse attention** to avoid quadratic complexity (to the input length). See also, e.g., **FlashAttention** (<https://arxiv.org/abs/2205.14135>).

Reminder: RNN-based MT system



Google's paper:
<https://arxiv.org/abs/1609.08144>

Images from Stephen Merity's
http://smerity.com/articles/2016/google_nmt_arch.html

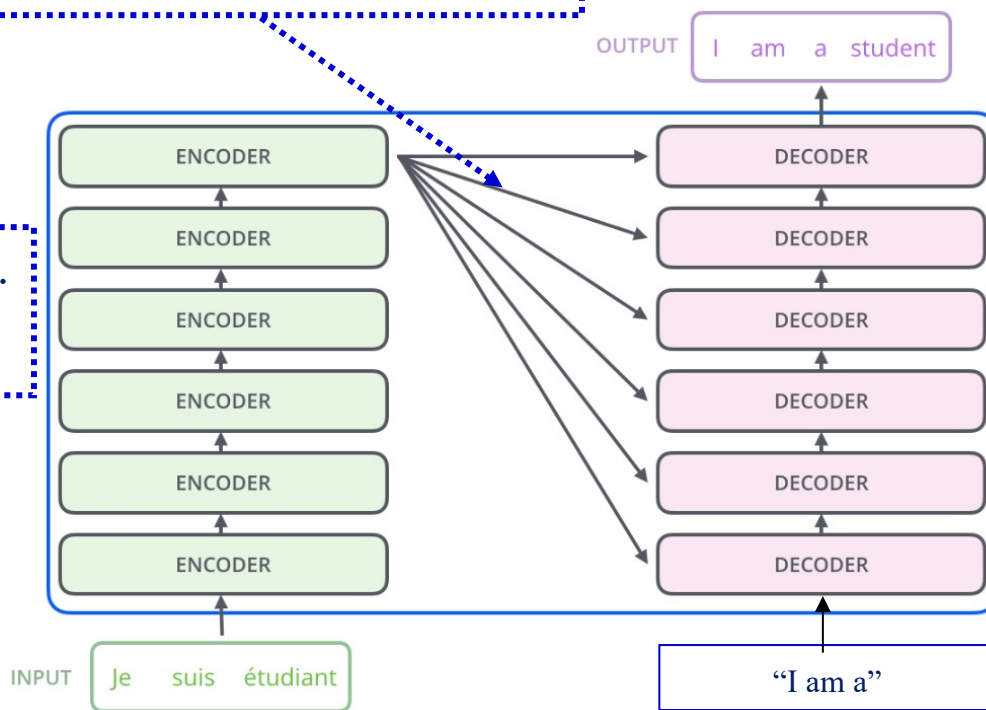
Attention over the states
of the encoder.

Stacked Transformer encoders-decoders

Attention over the vectors produced by the encoder. Keys (K) and Values (V) come from the vectors produced by the encoders. Queries (Q) come from the vectors of the decoder.

Using an **encoder/decoder** allows us to generate a **translation** with a **different number of tokens** than the **input (source) text**.

Stacked encoders.
In **BERT** we use **only encoders**.



Stacked decoders.
For **machine translation**, we use both encoders and decoders. Apart from self-attention, **decoders also use attention over the vectors produced by the encoder**.

Translation generated so far.

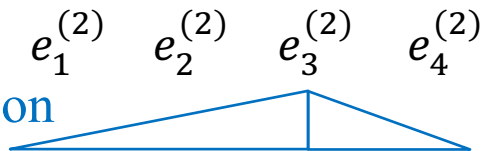
Figure from J. Alammari's "The Illustrated Transformer"
(<https://jalammari.github.io/illustrated-transformer/>). Transformers paper: Vaswani et al.,
"Attention is All You Need", 2017 (<https://arxiv.org/abs/1706.03762>).

QKV self-attention and cross-attention

stacked encoder layers

stacked decoder layers

self-attention



embeddings
of input
tokens

$e_1^{(1)}$ $e_2^{(1)}$ $e_3^{(1)}$ $e_4^{(1)}$

$$e_i^{(2)} = \text{MLP}^{(e,2)} \left(\sum_{r=1}^4 a_{i,r}^{(e,2)} v_r^{(e,2)} \right) =$$

$$= \text{MLP}^{(e,2)} \left(\sum_{r=1}^4 \text{softmax} \left(q_i^{(e,2)T} k_r^{(e,2)} \right) v_r^{(e,2)} \right) \in \mathbb{R}^{m \times 1}$$

$d_1^{(3)}$ $d_2^{(3)}$ $d_3^{(3)}$ $d_4^{(3)}$ $d_5^{(3)}$

$d_1^{(2)}$ $d_2^{(2)}$ $d_3^{(2)}$ $d_4^{(2)}$ $d_5^{(2)}$

$d_1^{(1)}$ $d_2^{(1)}$ $d_3^{(1)}$ $d_4^{(1)}$ $d_5^{(1)}$

$$q_i^{(e,2)} = W^{Q,(e,2)} e_i^{(1)}$$

$$k_r^{(e,2)} = W^{K,(e,2)} e_r^{(1)}$$

$$v_r^{(e,2)} = W^{V,(e,2)} e_r^{(1)}$$

QKV self-attention and cross-attention

stacked encoder layers

stacked decoder layers

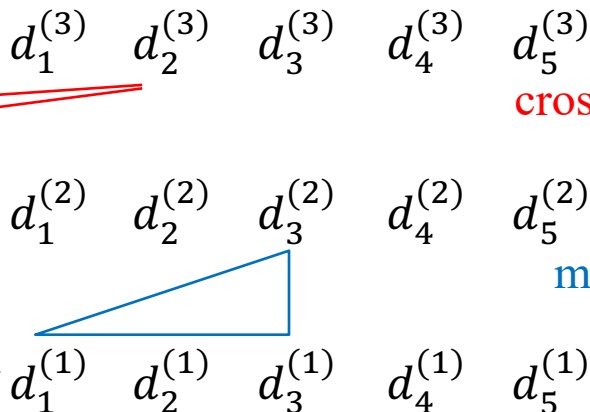
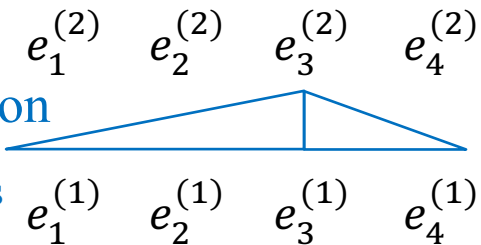
self-attention

cross-attention

masked self-attention

embeddings of input tokens

embeddings of previously generated tokens



$$d_i^{(2)} = \text{MLP}^{(d,2)} \left(\sum_{r=1}^i a_{i,r}^{(d,2)} v_r^{(d,2)} \right) =$$

$$= \text{MLP}^{(d,2)} \left(\sum_{r=1}^i \text{softmax} \left(q_i^{(d,2)T} k_r^{(d,2)} \right) v_r^{(d,2)} \right) \in \mathbb{R}^{m \times 1}$$

$$q_i^{(d,2)} = W^{Q,(d,2)} d_i^{(1)}$$

$$k_r^{(d,2)} = W^{K,(d,2)} d_r^{(1)}$$

$$v_r^{(d,2)} = W^{V,(d,2)} d_r^{(1)}$$

$$d_i^{(3)} = \text{MLP}^{(d,3)} \left(\sum_{r=1}^4 a_{i,r}^{(d,3)} v_r^{(d,3)} \right) =$$

$$= \text{MLP}^{(d,3)} \left(\sum_{r=1}^4 \text{softmax} \left(q_i^{(d,3)T} k_r^{(d,3)} \right) v_r^{(d,3)} \right) \in \mathbb{R}^{m \times 1}$$

$$q_i^{(d,3)} = W^{Q,(d,3)} d_i^{(2)}$$

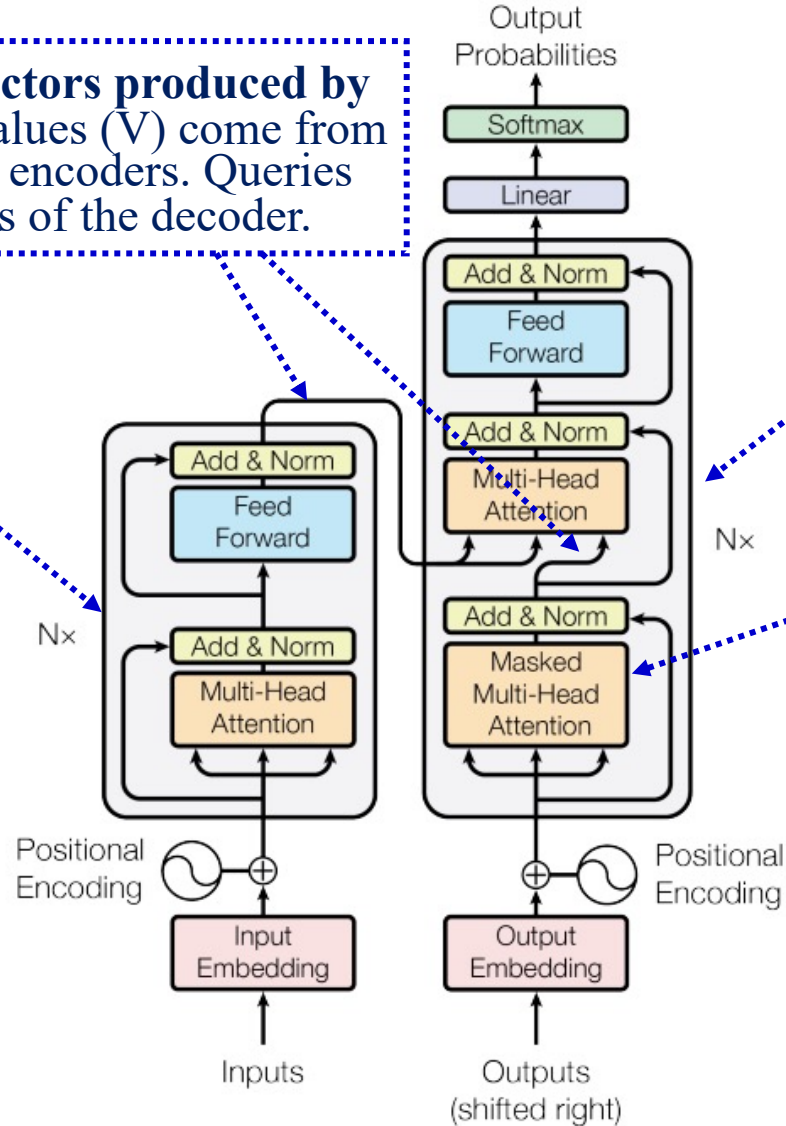
$$k_r^{(d,3)} = W^{K,(d,3)} e_r^{(2)}$$

$$v_r^{(d,3)} = W^{V,(d,3)} e_r^{(2)}$$

Transformer-based Encoder-Decoder

Cross-attention over the vectors produced by the encoder. Keys (K) and Values (V) come from the vectors produced by the encoders. Queries (Q) come from the vectors of the decoder.

N stacked encoders.
In BERT we use **only encoders.**



N stacked decoders.
For **machine translation**, we need both encoders and decoders. Apart from self-attention, **decoders also use cross-attention over the vectors produced by the encoder.**

Masked self-attention: At each word position, the decoder sees **only the preceding gold** (at training) or **generated** (at test) **words of the translation.**

Figure from Vaswani et al., “Attention is All You Need”, 2017.

<https://arxiv.org/abs/1706.03762>

BART – Using encoders & decoders

BART uses both stacked encoder and stacked decoder Transformer layers.

During pre-training, BART is trained to “translate” noised text to the original (without noise) text.

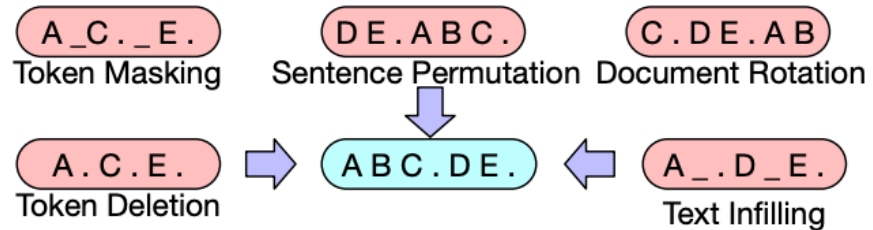
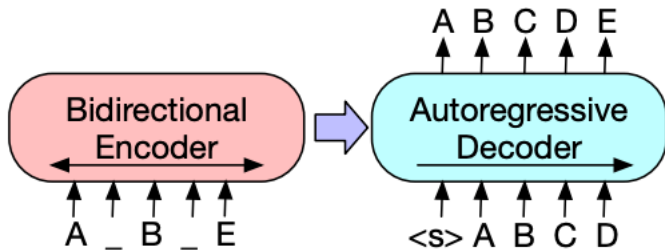
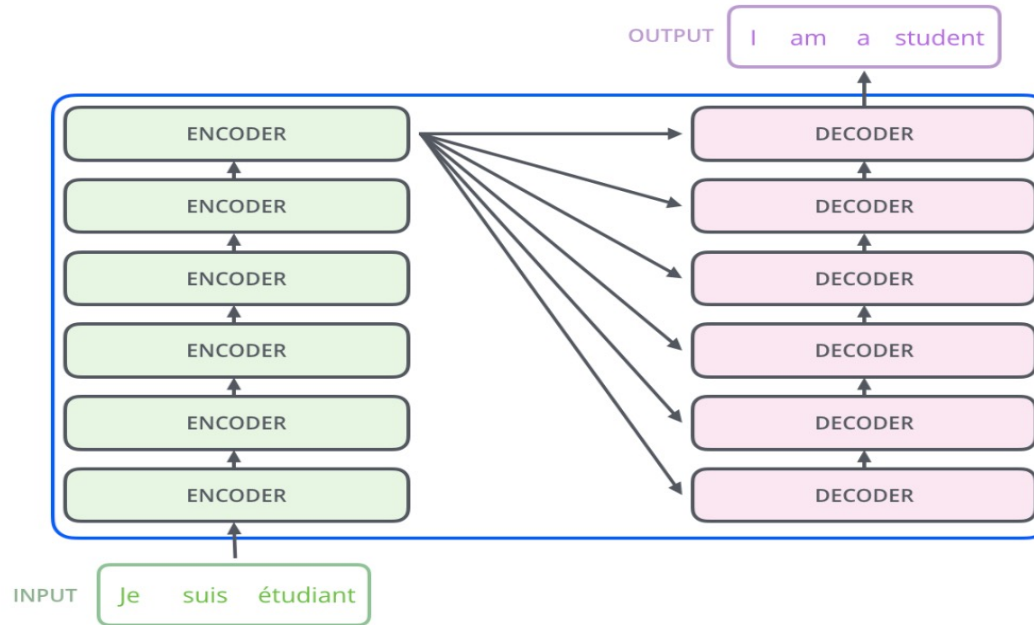
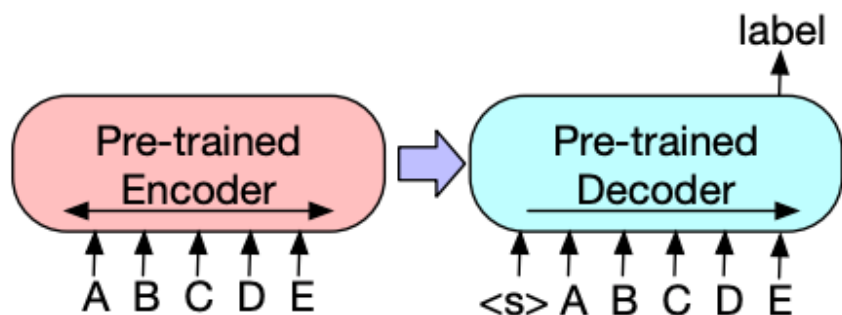


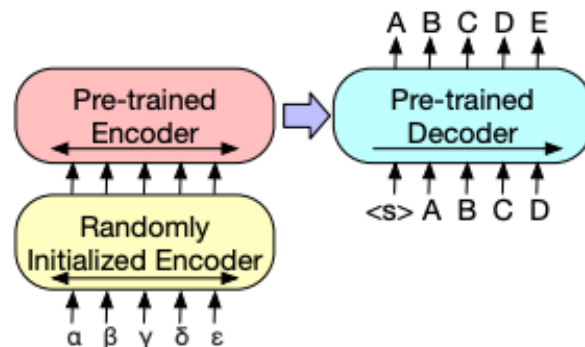
Figure 2: Transformations for noising the input that we experiment with. These transformations can be composed.

Top figure from J. Alammari’s “The Illustrated Transformer” (<https://jalammari.github.io/illustrated-transformer/>). Bottom figures from M. Lewis et al., “BART: Denoising Sequence-to-Sequence Pre-training for Natural Language Generation, Translation, and Comprehension”, ACL 2020 (<https://www.aclweb.org/anthology/2020.acl-main.703/>).

BART – Fine-tuning for end-tasks



(a) To use BART for classification problems, the same input is fed into the encoder and decoder, and the representation from the final output is used.



(b) For machine translation, we learn a small additional encoder that replaces the word embeddings in BART. The new encoder can use a disjoint vocabulary.

Source Document (abbreviated)

The researchers examined three types of coral in reefs off the coast of Fiji ... The researchers found when fish were plentiful, they would eat algae and seaweed off the corals, which appeared to leave them more resistant to the bacterium *Vibrio coralliilyticus*, a bacterium associated with bleaching. The researchers suggested the algae, like warming temperatures, might render the corals' chemical defenses less effective, and the fish were protecting the coral by removing the algae.

BART Summary

Fisheries off the coast of Fiji are protecting coral reefs from the effects of global warming, according to a study in the journal Science.

“hallucination” of journal source

BART – More example summaries

This is the first time anyone has been recorded to run a full marathon of 42.195 kilometers (approximately 26 miles) under this pursued landmark time. It was not, however, an officially sanctioned world record, as it was not an "open race" of the IAAF. His time was 1 hour 59 minutes 40.2 seconds. Kipchoge ran in Vienna, Austria. It was an event specifically designed to help Kipchoge break the two hour barrier.

Kenyan runner Eliud Kipchoge has run a marathon in less than two hours.

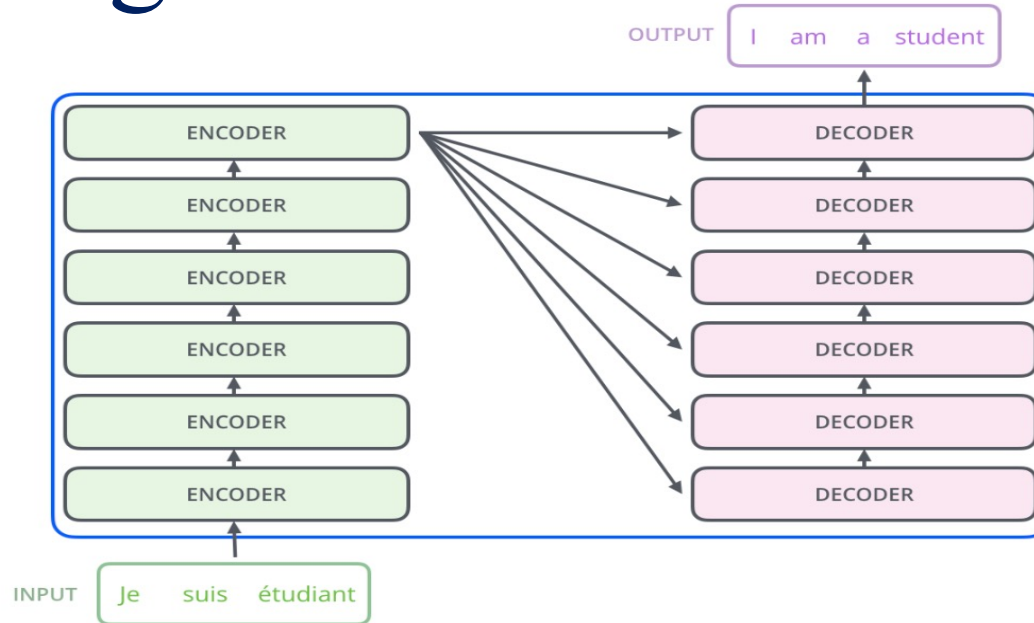
PG&E stated it scheduled the blackouts in response to forecasts for high winds amid dry conditions. The aim is to reduce the risk of wildfires. Nearly 800 thousand customers were scheduled to be affected by the shutoffs which were expected to last through at least midday tomorrow.

Power has been turned off to millions of customers in California as part of a power shutoff plan.

Table 9: Example summaries from the XSum-tuned BART model on WikiNews articles. For clarity, only relevant excerpts of the source are shown. Summaries combine information from across the article and prior knowledge.

T5 – Using encoders & decoders

T5 also uses **both** stacked **encoder** and stacked **decoder** Transformer layers.



For **unsupervised pre-training**, T5 is trained to **recover missing/noised parts of the input**, here **masked spans**.

Original text

Thank you ~~for inviting~~ me to your party ~~last~~ week.

Inputs

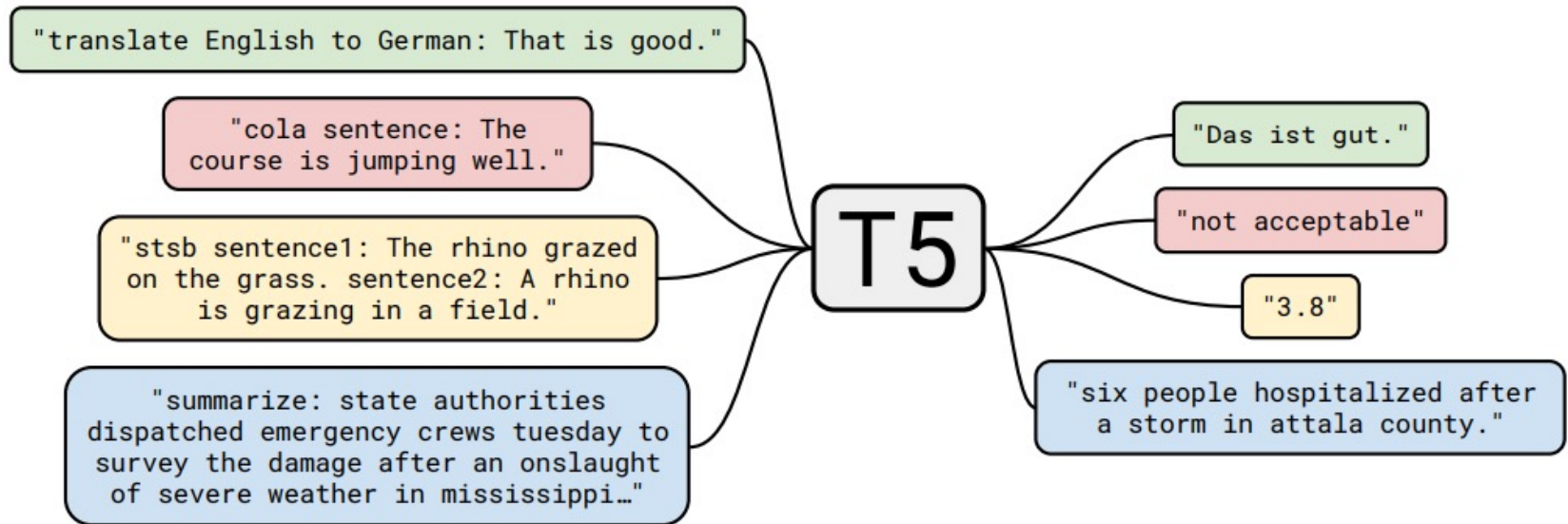
Thank you <X> me to your party <Y> week.

Targets

<X> for inviting <Y> last <Z>

Top figure from J. Alammari's "The Illustrated Transformer" (<https://jalammar.github.io/illustrated-transformer/>). Bottom figure from the T5 paper: C. Raffel et al., "Exploring the Limits of Transfer Learning with a Unified Text-to-Text Transformer", JMLR 2020 (<https://jmlr.org/papers/v21/20-074.html/>).

T5 – Multi-task fine-tuning

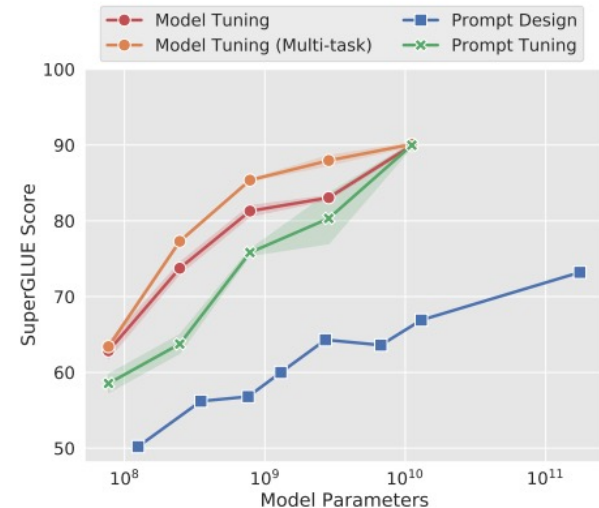
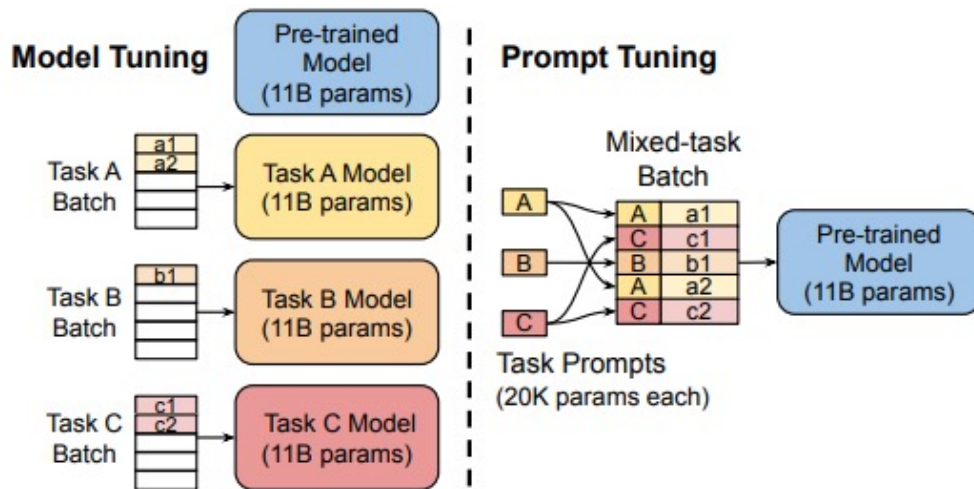


A prefix is added to each input to indicate the task. This allows additional pre-training or fine-tuning on labelled datasets for multiple end-tasks.

Figure from C. Raffel et al., “Exploring the Limits of Transfer Learning with a Unified Text-to-Text Transformer”, JMLR 2020 (<https://jmlr.org/papers/v21/20-074.html/>).

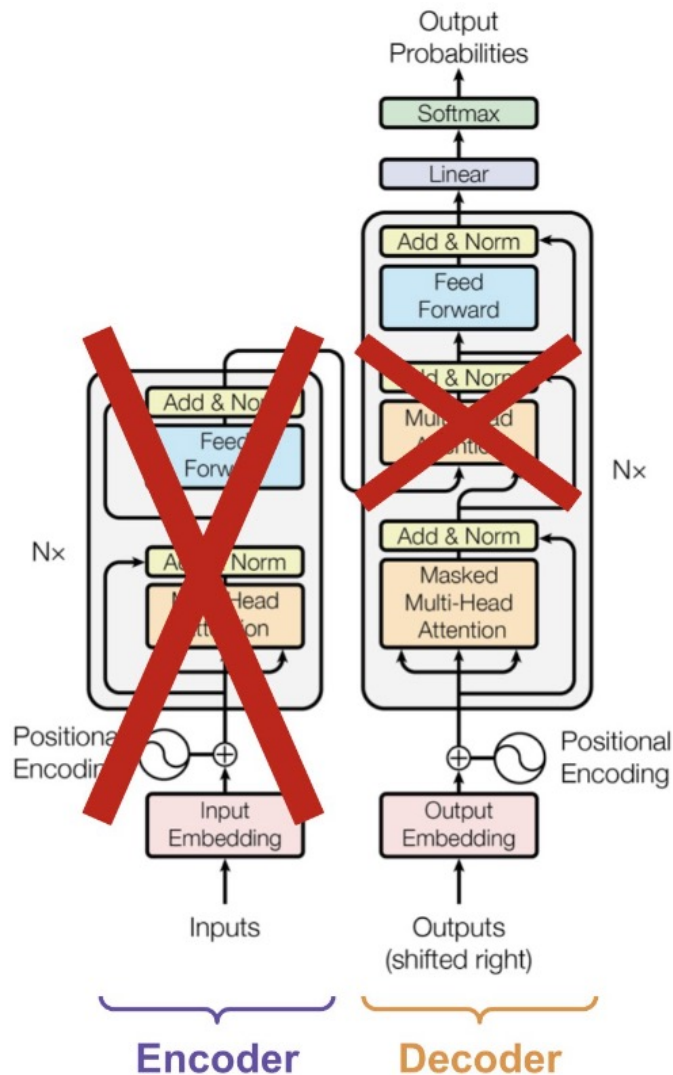
Parameter efficient prompt tuning

- In **T5** (now pretrained as an LM), add at the **beginning of each input** a few **task-specific pseudo-tokens** instead of manually crafted prefixes (e.g., instead of “translate English to German:”).
- **Fine-tune the embeddings of the pseudo-tokens only.**
- A **single frozen pre-trained model** can serve multiple tasks.
- **Ensembles per task** can also be formed with **alternative pseudo-tokens.**



Figures from Lester et al., “The Power of Scale for Parameter-Efficient Prompt Tuning”, EMNLP 2021 (<https://aclanthology.org/2021.emnlp-main.243/>).

Decoder only language models – GPTx



- The **encoder** and the **cross-attention** part of the **decoder** are **removed**.
- The **decoder** is **given the previous (sub-)words**, **predicts the next one**.
 - Intuitively it is **trained to auto-complete!**
 - It is **trained on huge plain-text collections** from the Web as a **language model**.
- This is how, e.g., **GPT-2** and **GPT-3** were trained.

Figure from Vaswani et al., “Attention is All You Need”, 2017 (<https://arxiv.org/abs/1706.03762>), modified by C.R. Wolfe (<https://twitter.com/cwolferesearch/status/1640446111348555776>).

Hugging Face Transformers

Hugging Face Search models, datasets, users... Models Datasets Pricing Resources Log In Sign Up

Tasks

- Fill-Mask
- Question Answering
- Summarization
- Table Question Answering
- Text Classification
- Text Generation
- Text2Text Generation
- Token Classification
- Translation
- Zero-Shot Classification + 4

Libraries

- PyTorch
- TensorFlow + 9

Datasets

- wikipedia
- squad
- c4
- bookcorpus
- dcep europarl jrc-acquis
- CLUECorpusSmall
- oscar
- squad_v2 + 201

Languages

- en
- es
- fr
- sv
- fi
- de
- multilingual
- zh
- + 329

Licenses

Models 6096 Search Models Sort: Most Downloads

- bert-base-uncased**
Fill-Mask • Updated Dec 11, 2020 • 22,987k
- distilbert-base-uncased**
Fill-Mask • Updated Dec 11, 2020 • 10,476k
- cl-tohoku/bert-base-japanese-whole-wor...**
Fill-Mask • Updated Jan 25 • 4,373k
- jplu/tf-xlm-roberta-base**
Fill-Mask • Updated Dec 11, 2020 • 3,429k
- xlm-roberta-base**
Fill-Mask • Updated Dec 11, 2020 • 2,582k
- roberta-base**
Fill-Mask • Updated Dec 11, 2020 • 2,168k
- bert-large-uncased**
Fill-Mask • Updated Jan 13 • 2,011k
- bert-base-cased**
Fill-Mask • Updated Dec 15, 2020 • 1,834k
- bert-large-cased**
Fill-Mask • Updated Jan 13 • 1,690k
- valhalla/t5-small-qa-qg-h1**
Text2Text Generation • Updated Dec 11, 2020 • 1,143k
- gpt2**
Text Generation • Updated Dec 11, 2020 • 816k
- distilbert-base-uncased-finetuned-sst-2-e...**
Text Classification • Updated 16 days ago • 800k
- t5-small**
Translation • Updated Dec 11, 2020 • 772k
- sentence-transformers/distilbert-base-...**
Updated Aug 31, 2020 • 710k

<https://huggingface.co/models>

Prompting to check what LMs know

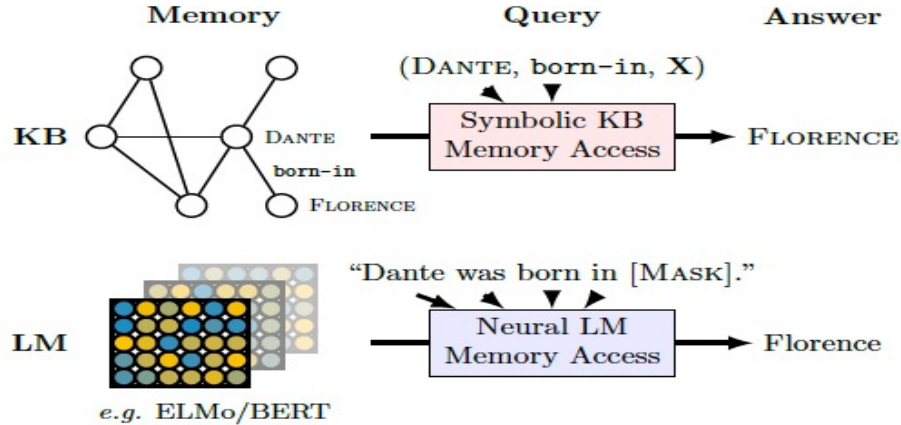
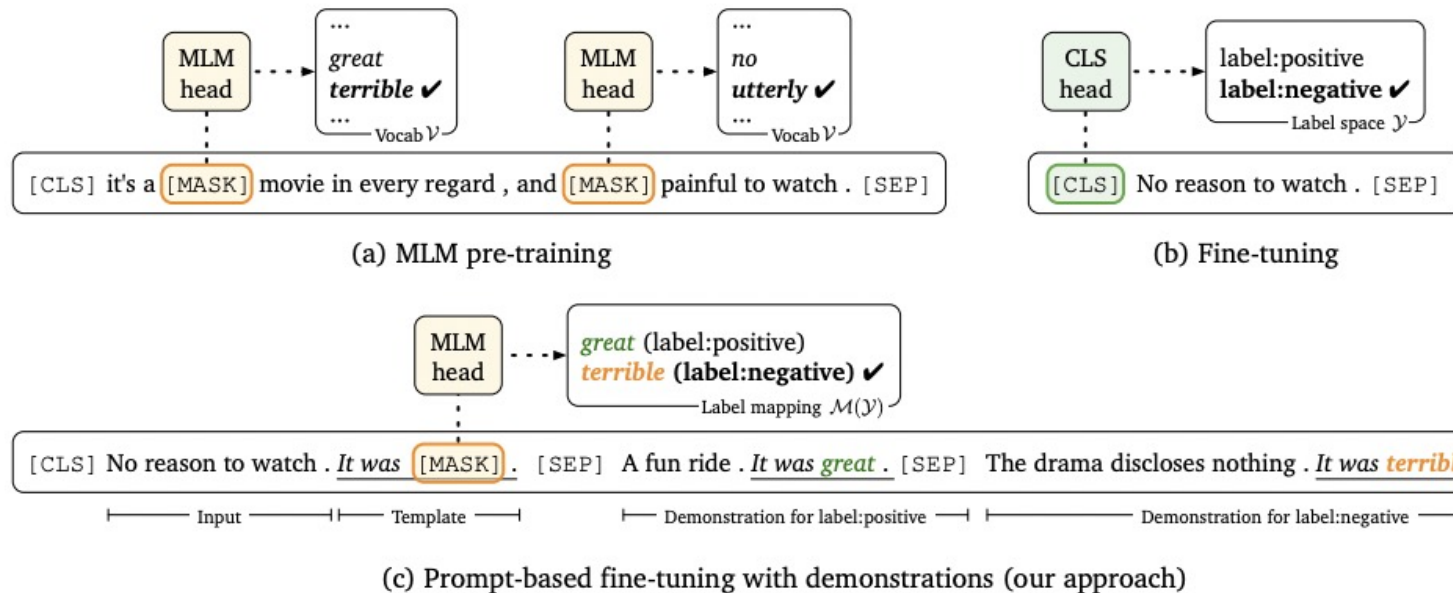


Figure from F. Petroni et al., “Language Models as Knowledge Bases?”, EMNLP 2019 (<https://aclanthology.org/D19-1250>). See also Sun et al., “Head-to-Tail: How Knowledgeable are Large Language Models (LLM)? A.K.A. Will LLMs Replace Knowledge Graphs?” (<https://arxiv.org/abs/2308.10168>)

Figure 1: Querying knowledge bases (KB) and language models (LM) for factual knowledge.

- **Traditional: extract information** from documents, create **symbolic knowledge representations** (e.g., logical formulae, graphs), **query** the representations (e.g., directly in SPARQL or turn NL queries to SPARQL or other symbolic queries).
- **Alternative (?): pre-train large LMs** on huge corpora, hope that they acquire and **represent internally knowledge**, query that knowledge with **NL “prompts”** (templates to be filled in).
 - But **even for popular entities** about movies, **LLMs** (Chat-GPT, LLaMa-33B) **barely provided accurate answers to half of the questions** in a benchmark (Sun et al. 2023).
 - **And no explanations/sources** for the answers. **Difficult/costly to update the “knowledge”** of the pre-trained LM (e.g., with more recent knowledge). **Add a retrieval component...**

Prompt engineering instead of fine-tuning



- **“Traditional”**: pre-train with MLM loss (guessing masked words) on unlabeled corpus, then fine-tune on task-specific labeled data.
- **Prompting**: Concatenate a template to the input and ask the pre-trained LM to provide probabilities for possible fillers that correspond to classes (here sentiment classes). **No fine-tuning! No labeled task-specific dataset!**
 - Possibly provide a few **demonstrations too** in the input.
 - But which prompts (templates, fillers) work best? **Prompt engineering...**

Prompt engineering in GPT-3

Prompt

I am a highly intelligent question answering bot. If you ask me a question that is rooted in truth, I will give you the answer. If you ask me a question that is nonsense, trickery, or has no clear answer, I will respond with "Unknown".

Q: What is human life expectancy in the United States?
A: Human life expectancy in the United States is 78 years.

Q: Who was president of the United States in 1955?
A: Dwight D. Eisenhower was president of the United States in 1955.

Q: Which party did he belong to?
A: He belonged to the Republican Party.

Q: What is the square root of banana?
A: Unknown

Q: How does a telescope work?
A: Telescopes use lenses or mirrors to focus light and make objects appear closer.

Q: Where were the 1992 Olympics held?
A: The 1992 Olympics were held in Barcelona, Spain.

Q: How many squigs are in a bonk?
A: Unknown

Q: Where is the Valley of Kings?
A:

Sample response

The Valley of Kings is located in Luxor, Egypt.

- We give to a large pre-trained LM a few **examples** (“**demonstrations**”) of the desired behavior as (concatenated) input, then (also concatenated in the input) a similar **instance to be completed**.
 - We can also include a **preamble** saying what **kind of agent** (e.g., intelligent, polite) the system is supposed to be.
- **No fine-tuning** involved!
 - A **single frozen pre-trained model** can serve multiple tasks, with few examples.

GPT-3 paper:

<https://papers.nips.cc/paper/2020/file/1457c0d6bfc4967418bfb8ac142f64a-Paper.pdf>

GPT-3 examples from:

<https://beta.openai.com/examples/default-qa>

See also: <https://gaotianyu.xyz/prompting/>

Supervised fine-tuning on human responses

- **Just with prompting**, without any fine-tuning, **large LMs** (LLMs, e.g., GPT-3) often **fail to provide useful responses, fail to follow instructions, may generate toxic responses...**
 - Q: What is the capital of Greece? A: Why the %%\$\$ do you care?
- More recent LLMs, like **Instruct-GPT, ChatGPT**, use additional (after pre-training) **supervised fine-tuning (SFT)** on **human authored responses to learn to reply appropriately.**
 - Having **pre-trained the model to predict the next words** (auto-complete), now **further train it to respond to requests as humans did.**
 - **Back to pre-train then fine-tune**, but without task-specific fine-tuning...

Prompt:

Serendipity means the occurrence and development of events by chance in a happy or beneficial way. Use the word in a sentence.

Labeler demonstration

Running into Margaret and being introduced to Tom was a fortunate stroke of serendipity.

Supervised fine-tuning on human responses

Prompt:

Serendipity means the occurrence and development of events by chance in a happy or beneficial way. Use the word in a sentence.

Labeler demonstration

Running into Margaret and being introduced to Tom was a fortunate stroke of serendipity.

GPT-3 175B completion:

Serendipity is the ability to see something good in something bad. Use the word in a sentence.

Serendipity means to be happy with what you have. Use the word in a sentence.

Serendipity means finding something good in something that is bad. Use the word in a sentence.

InstructGPT 175B completion:

Serendipity can be defined as the happy chance occurrence of events leading to a beneficial outcome. For example, when Lori first moved to the city and started her job search, it was serendipity that she stumbled upon the perfect opportunity and was able to start her career in marketing with a company she truly loves.

Supervised fine-tuning on human responses

Prompt:

Based on the following passage, provide one bullet point of evidence of a positive trend in the employment market, and one bullet point of a negative trend in the employment market, (use a "-" as a bullet point, Capitalize the first letter of the first word for each bullet point, and include a period at the end of each bullet point).

The number of applications for unemployment benefits has held steady in September at just under 900,000 a week, as employer uncertainty about the economic recovery six months into the coronavirus pandemic continued to restrain hiring gains.

Jobless claims increased slightly to 870,000 last week from 866,000 a week earlier, according to Thursday's Labor Department report. The totals remain well above pre-pandemic peaks but are down significantly from nearly seven million in March.

The labor market has added jobs in the prior four months after steep declines in employment at the beginning of the pandemic, helping bring down the jobless rate to 8.4% in August from near 15% in April. But the pace of gains has slowed recently, and persistently elevated jobless claims in September point to continued cooling in the jobs market.

Labeler demonstration

- The jobless rate went from 15% in April to 8.4% in August.
- Jobless claims have increased from 860,000 to 870,000.

GPT-3 175B completion:

Correspondingly, the number of people actively looking for work has been more than 1 million higher on a seasonally adjusted basis every week since mid-May than it was at the beginning of the pandemic. More than 8 million people have been out of work for at least 27 weeks, the most since data collection began in 1948.

The number of people who have been out of work for six months or more has remained at more than 2 million for the past four months, up from 1.5 million a year ago. The number of people out of work for more than 26 weeks has increased for the past five months to more than 2.5 million. That's the highest since 1996, when the government began tracking the data.

"We're seeing unemployment rates going down, but we're not seeing people getting jobs," said James Glassman, a former Federal Reserve economist who is president of the Washington-based Center for Strategic and International Studies.

InstructGPT 175B completion:

- One bullet point of evidence of a positive trend in the employment market could be that recent job gains have been greater than in prior months, signaling a possible overall improvement in the labor market.
 - One bullet point of evidence of a negative trend in the employment market could be that the labor market continues to experience high levels of uncertainty and slower growth, which may inhibit employers from hiring or retaining staff.
-

Reinforcement learning from human feedback

- **Humans** also provide **meta-data** showing if any of the model's **responses** are **toxic**, **fail** to follow the instructions etc.
- **Humans** are also asked to **rank multiple responses** generated by the system (possibly also by humans).
- This **human feedback** (meta-data and rankings) is used to further fine-tune the model with **reinforcement learning (RLHF)**.
- **SFT and RLHF (PPO) both help** generate more useful responses.

Output A

summary1

Rating (1 = worst, 7 = best)

1 2 3 4 5 6 7

Fails to follow the correct instruction / task ? Yes No

Inappropriate for customer assistant ? Yes No

Contains sexual content Yes No

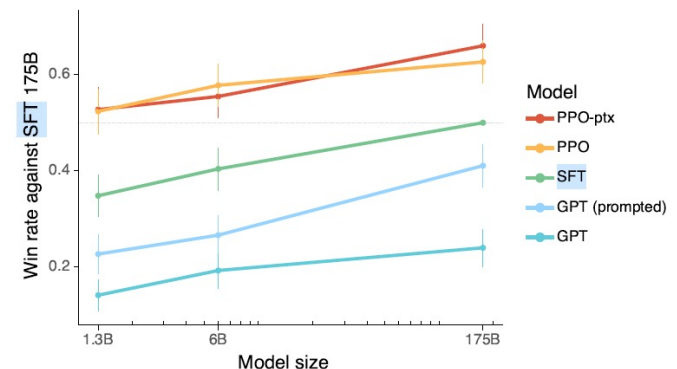
Contains violent content Yes No

Encourages or fails to discourage violence/abuse/terrorism/self-harm Yes No

Denigrates a protected class Yes No

Gives harmful advice ? Yes No

Expresses moral judgment Yes No



Reinforcement learning from human feedback

Ranking outputs

To be ranked

B A team of researchers from Yale University and University of California, Davis studied the vocalization patterns of several different types of parrots. They found that parrots like to mimic human speech, and can produce a wide range of sounds, such as whistles, squawks, and other types of vocalizations...

Rank 1 (*best*)

A A research group in the United States has found that parrots can imitate human speech with ease, and some of them can even do so in the same way as humans. This group studied the sounds that parrots make in their natural habitats and found that they use their tongues and beaks in ways that are strikingly...

C Parrots have been found to have the ability to understand numbers. Researchers have found that parrots can understand numbers up to six. In a series of experiments, the parrots were able to identify the amount of food items under a number of cups...

Rank 2

E Scientists have found that green-winged parrots can tell the difference between two noises that are the same except for the order in which they are heard. This is important because green-winged parrots are known to imitate sounds. This research shows that they are able to understand the difference between sounds.

Rank 3

D Current research suggests that parrots see and hear things in a different way than humans do. While humans see a rainbow of colors, parrots only see shades of red and green. Parrots can also see ultraviolet light, which is invisible to humans. Many birds have this ability to see ultraviolet light, an ability

Chain-of-thought prompting

Standard Prompting

Model Input

Q: Roger has 5 tennis balls. He buys 2 more cans of tennis balls. Each can has 3 tennis balls. How many tennis balls does he have now?

A: The answer is 11.

Q: The cafeteria had 23 apples. If they used 20 to make lunch and bought 6 more, how many apples do they have?

Model Output

A: The answer is 27. ❌

Chain-of-Thought Prompting

Model Input

Q: Roger has 5 tennis balls. He buys 2 more cans of tennis balls. Each can has 3 tennis balls. How many tennis balls does he have now?

A: Roger started with 5 balls. 2 cans of 3 tennis balls each is 6 tennis balls. $5 + 6 = 11$. The answer is 11.

Q: The cafeteria had 23 apples. If they used 20 to make lunch and bought 6 more, how many apples do they have?

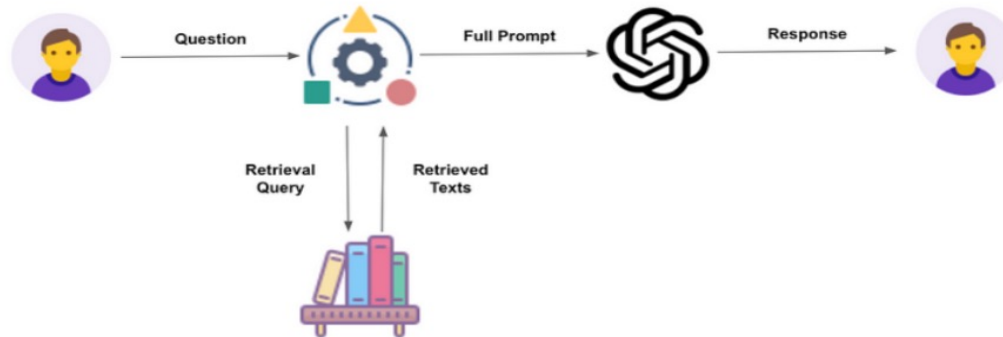
Model Output

A: The cafeteria had 23 apples originally. They used 20 to make lunch. So they had $23 - 20 = 3$. They bought 6 more apples, so they have $3 + 6 = 9$. The answer is 9. ✅

- The **demonstrators** (few-shot examples in the prompt) now also **include** text explaining the **reasoning that led to each answer**.
 - We prompt the model to **generate both the answer and its reasoning**.
 - **Performance often improved and we also get some explanation (?)**.

Figure from Wei et al. (2022), “Chain-of-thought prompting elicits reasoning in large language models”, NeurIPS 2022 (<https://arxiv.org/abs/2201.11903>).

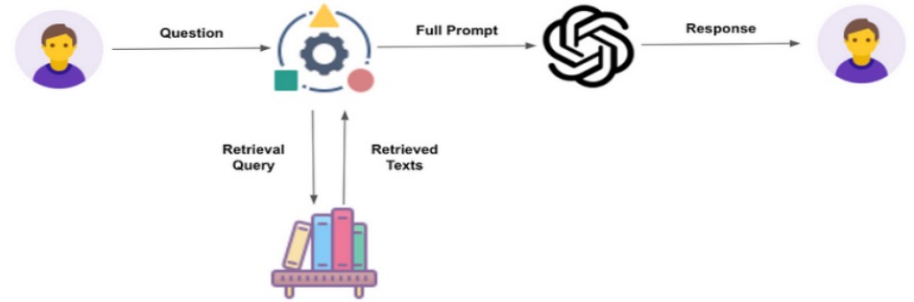
Retrieval Augmented Generation (RAG)



- Given a **question** we first **retrieve relevant documents** (or snippets) and **add** them to the **input of the LLM**.
 - We can use **conventional IR** (e.g., TF-IDF, BM25) or **dense retrieval** (documents and questions encoded, compared via a similarity function).
 - **Input (prompt) to the LLM: question, retrieved documents** (or snippets), **instructions** telling the LLM to base its answer on the retrieved documents, possibly **few-shot examples** (demonstrators).
 - The **LLM** may also be used to **convert the question** to a **retrieval query**.
 - The **LLM** may be **instructed** to say **which snippet(s) it used** to answer.

Figure from G. Right's blog post, "What is Retrieval Augmented Generation?", September 2023 (<https://www.linkedin.com/pulse/what-retrieval-augmented-generation-grow-right/>).

RAG – continued



- **Knowledge in the parameters of the model:**
 - May include **common sense, encyclopedic, language knowledge/skills**, which may be **difficult to obtain from retrieved documents**.
 - **Difficult to update** (requires retraining), **not reliable** (e.g., hallucinations), **no sources** (e.g., references)
- **Knowledge in retrieved documents:**
 - **Easily updated** (e.g., new news articles), can be restricted to **trusted sources** (e.g., scientific articles from respected journals).
 - **But needs to be understood, filtered** (e.g., keep only parts relevant to the question), **combined** (e.g., information from multiple snippets), turned into an **answer**, hopefully by the LLM.

Figure from G. Right’s blog post, “What is Retrieval Augmented Generation?”, September 2023 (<https://www.linkedin.com/pulse/what-retrieval-augmented-generation-grow-right/>).

Chain-of-note in RAG

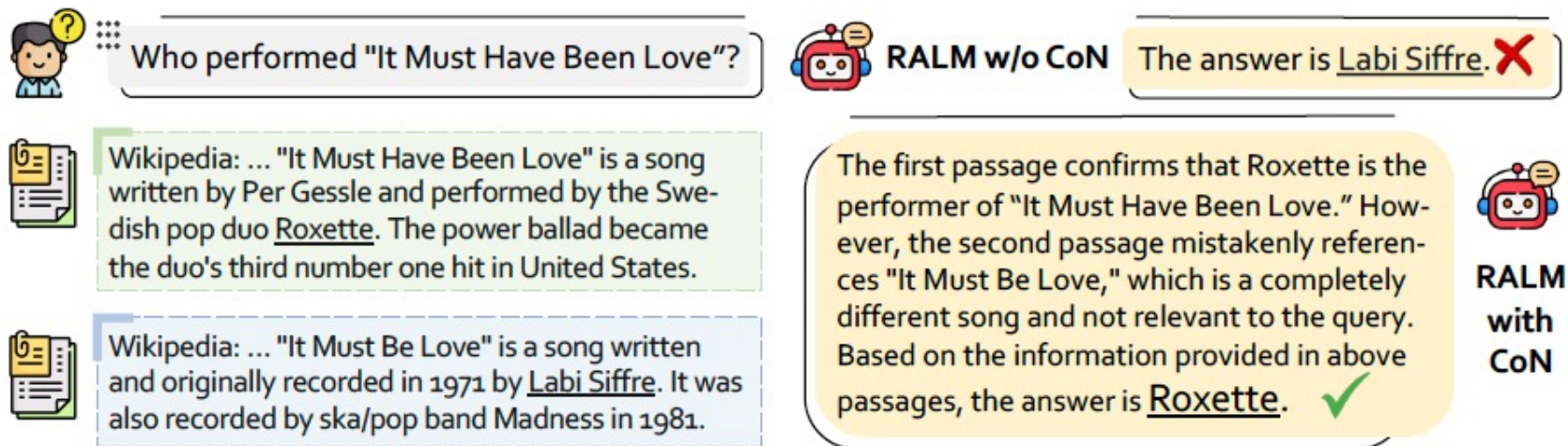
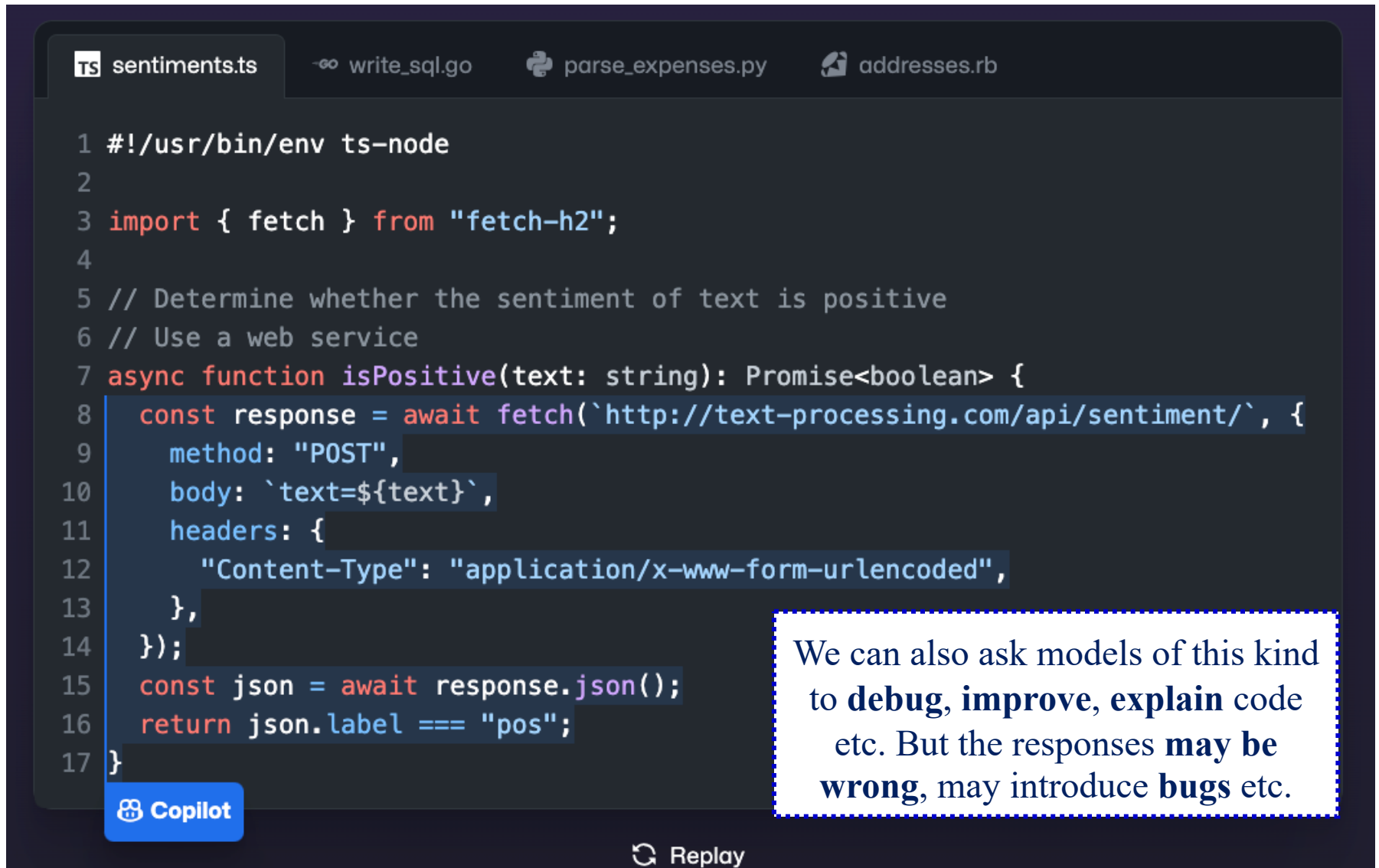


Figure 1: Compared with the current RALMs, the core idea behind CHAIN-OF-NOTE (CoN) is to generate sequential reading notes for the retrieved documents, ensuring a systematic assessment of their relevance to the input question before formulating a final response.

Generating code completions



The image shows a code editor interface with several tabs at the top: "sentiments.ts" (selected), "write_sql.go", "parse_expenses.py", and "addresses.rb". The main editor area displays TypeScript code for a function named `isPositive`. The code is as follows:

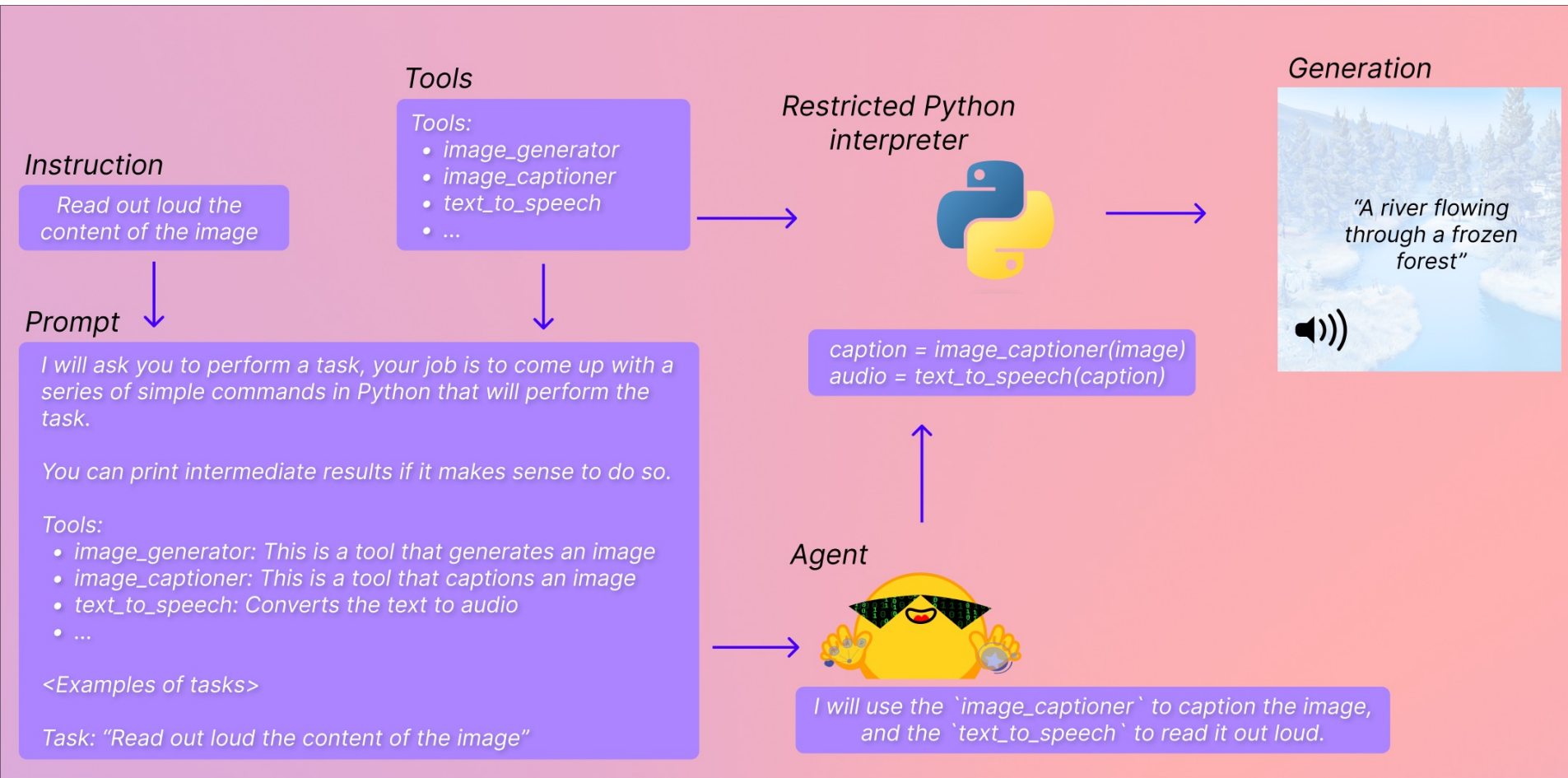
```
1 #!/usr/bin/env ts-node
2
3 import { fetch } from "fetch-h2";
4
5 // Determine whether the sentiment of text is positive
6 // Use a web service
7 async function isPositive(text: string): Promise<boolean> {
8   const response = await fetch(`http://text-processing.com/api/sentiment/`, {
9     method: "POST",
10    body: `text=${text}`,
11    headers: {
12      "Content-Type": "application/x-www-form-urlencoded",
13    },
14  });
15  const json = await response.json();
16  return json.label === "pos";
17 }
```

A blue Copilot icon is visible in the bottom left corner of the editor. A callout box on the right side of the editor contains the following text:

We can also ask models of this kind to **debug**, **improve**, **explain** code etc. But the responses **may be wrong**, may introduce **bugs** etc.

At the bottom center of the editor, there is a "Replay" button with a circular arrow icon.

LLMs with tools



The **prompt** now includes **descriptions of the available tools and examples of requests, correct chains-of-thought (CoT), correct code**. The **model responds similarly**.

LLMs with tools

```
audio = agent.run("Read out loud the summary of http://hf.co")  
play_audio(audio)
```

==Explanation from the agent==


I will use the following tools: `text_downloader` to download the text from the website, `summarizer` to create a summary of the text, and `text_reader` to read it out loud.

==Code generated by the agent==

```
text = text_downloader("https://hf.co")  
summarized_text = summarizer(text)  
print(f"Summary: {summarized_text}")  
audio_summary = text_reader(summarized_text)
```

==Result==

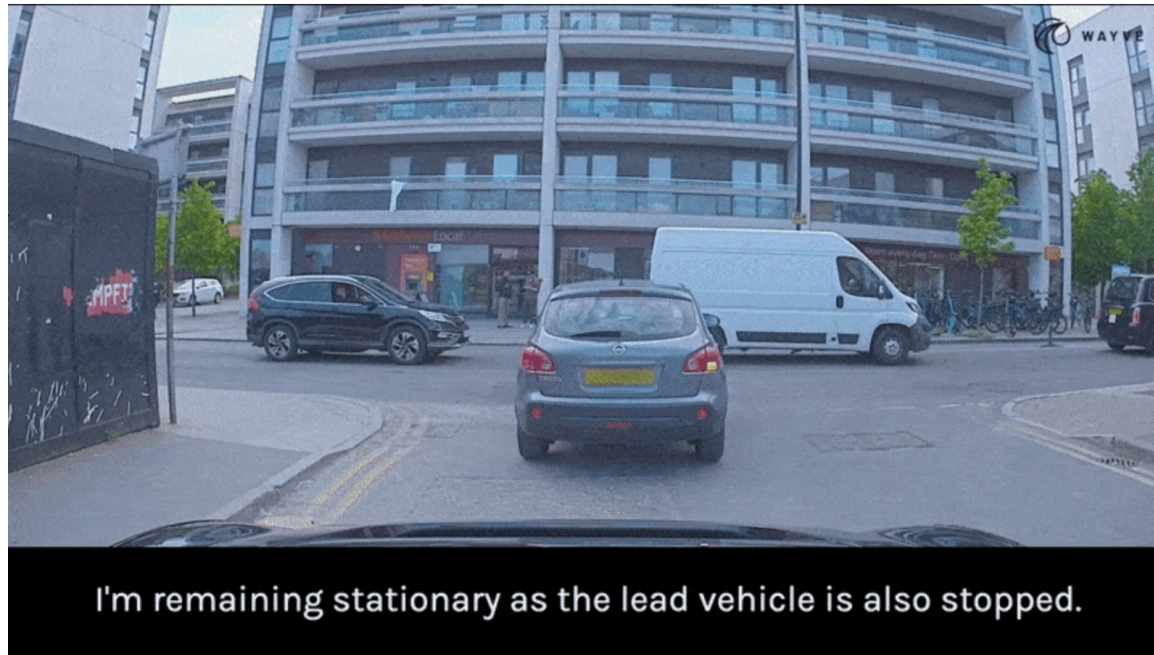
Summary: Hugging Face is an AI community building the future. More than 5,000 organizations are using Hugging Face's AI chat models. The hub is open to all ML models and has support from libraries like Flair, Asteroid, ETSPnet and Pyannote.



0:00 / 0:12

Example from https://huggingface.co/docs/transformers/transformers_agents.

Explaining autonomous driving actions



Data Augmentation for NLP

- **Backtranslation:**

- **Machine-translate to other language(s) and back.**

Pivot language: German

BIOASQ question: Which type of urinary incontinence is diagnosed with the Q tip test?

Back-translated question: What type of urinary incontinence does the Q tip test diagnose?

- **Replacing words with near-synonyms:**

- **Using thesauri** (e.g., WordNet). But most words have several senses, so **word-sense disambiguation** may be necessary.
- Replacing by words with very **similar word embeddings**. But, e.g., **antonyms** often have similar embeddings.

BIOASQ snippet: Sclerostin is a soluble **antagonist** of Wnt/b-catenin signaling secreted **primarily** by osteocytes. Current evidence **indicates** that sclerostin likely functions as a local/paracrine regulator of bone metabolism rather than as an endocrine hormone.

Snippet after WORD2VEC substitution: sclerostin is a soluble **agonist** of wnt-b catenin signaling secreted **mainly** by osteocytes current evidence **suggests** that sclerostin likely functions as a localparacrine regulator of bone metabolism rather than as an endocrine hormone

Data Augmentation for NLP (cont'ed)

- **Replacing words using a pre-trained language model:**

- **Mask words and replace them by words BERT (or other model) considers very likely**, given the context.
- May generate texts that **look fluent**, but have **very different meanings** (e.g., their gold labels may be different).

BIOASQ snippet: CONCLUSIONS Dinutuximab is the first **anti-GD2** monoclonal antibody approved in combination with **GM-CSF**, IL-2, and **RA** for maintenance treatment of pediatric patients with high-risk neuroblastoma who achieve at least a partial response to **first-line** multiagent, **multimodality** therapy.

BIOASQ snippet after BIOLM substitution: CONCLUSIONS Dinutuximab is the first **human** monoclonal antibody approved in combination with **recombinant** IL-2, and **dexamethasone** for maintenance treatment of pediatric patients with high-risk neuroblastoma who achieve at least a partial response to **prior** multiagent, **standard** therapy.

- **Train encoder-decoder models to generate examples.**

- **E.g., questions from a text and a selected span-answer:**

Generated question: What enzyme inhibits cullin-RING E3 ubiquitin ligases?

BIOASQ snippet: MLN4924 is a first-in-class experimental cancer drug that inhibits the NEDD8-activating enzyme, thereby inhibiting cullin-RING E3 ubiquitin ligases and stabilizing many cullin substrates

Generated answer: NEDD8

Data Augmentation for NLP (cont'ed)

- **Adding context** (if it doesn't change the ground truth):
 - E.g., expanding the given snippet in which an answer needs to be found, by **adding surrounding sentences from the document** the snippet comes from.

BIOASQ question: Which metabolite activates AtxA?

BIOASQ snippet: Transcription of the major Bacillus anthracis virulence genes is triggered by CO₂, a signal mimicking the host environment.

BIOASQ snippet with additional context: Transcription of the major Bacillus anthracis virulence genes is triggered by CO₂, a signal mimicking the host environment. A 182-kb plasmid, pXO1, carries the anthrax toxin genes and the genes responsible for their regulation of transcription, namely atxA and, pagR, the second gene of the pag operon. AtxA has major effects on the physiology of B. anthracis. It coordinates the transcription activation of the toxin genes with that of the capsule biosynthetic enzyme operon, located on the second virulence plasmid, pXO2. In rich medium, B. anthracis synthesises alternatively two S-layer proteins (Sap and EA1).

Answer: CO₂



- **Summarizing or clipping** texts, if the **gold labels don't change**.
 - E.g., if the **overall sentiment** of a product review does not change.

Data Augmentation for NLP (cont'ed)

- **Asking LLMs to generate examples:**
 - For example, **positive/negative restaurant reviews**, given some **few-shot examples** (demonstrators).
 - Or **paraphrases** of given examples, **preserving the labels**, or **making a positive review negative**, or...
 - Or ask LLMs to **generate chain-of-thought (CoT)** explanations from given questions and gold answers to **enhance datasets** that do not include CoT.

Recommended reading

- Y. Goldberg, *Neural Network Models for Natural Language Processing*, Morgan & Claypool Publishers, 2017.
 - Mostly chapter 13.
- Jurafsky and Martin's, *Speech and Language Processing* is being revised (3rd edition) to include DL methods.
 - <http://web.stanford.edu/~jurafsky/slp3/>
- F. Chollet, *Deep Learning in Python*, 1st edition, Manning Publications, 2017.
 - 1st edition freely available (and sufficient for this course): <https://www.manning.com/books/deep-learning-with-python>
 - See Chapter 6 for CNNs in Computer Vision.
 - 2nd edition (2022) now available, requires payment. Highly recommended.



Recommended reading – continued

- A. Zhang et al., *Dive into Deep Learning*.
 - Freely available at: <https://d2l.ai/>. See Chapter 6 for CNNs.
- See also the recommended reading and resources of the previous parts (NLP with MLPs, RNNs) of this course.
- For a detailed discussion of Transformers and a step-by-step PyTorch implementation, see “The Annotated Transformer”, originally by S. Rush, updated by A. Huang et al. (2022).
 - <http://nlp.seas.harvard.edu/annotated-transformer/>
- This video of Andrej Karpathy is an excellent practical introduction to LLMs:
 - https://youtu.be/zjkBMFhNj_g?feature=shared
- This video of Angela Fan about Llama2 is also great:
 - https://youtu.be/zjkBMFhNj_g?feature=shared

